#8421

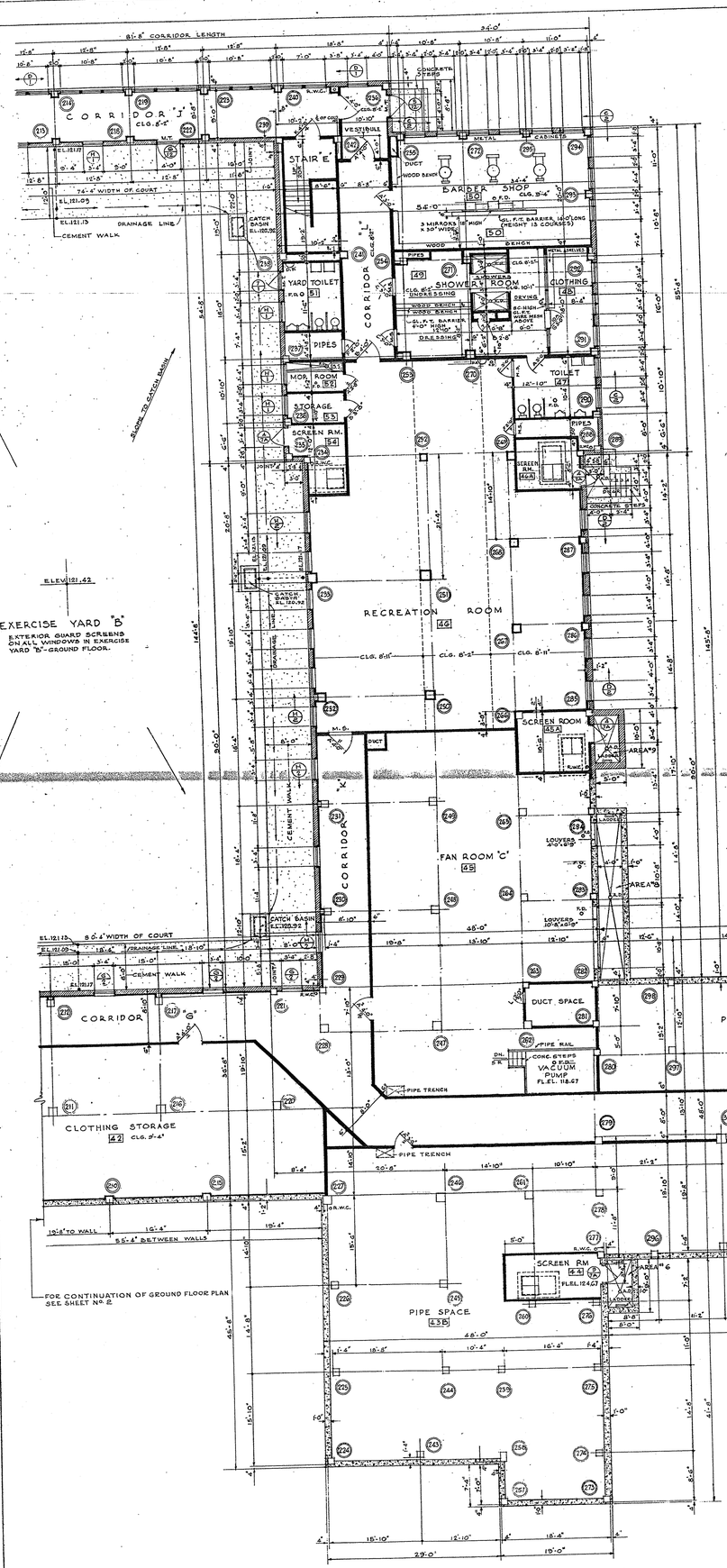

GROUND FLOOR PLAN BLOCK "B"
SCALE 1/8"=1'-0"

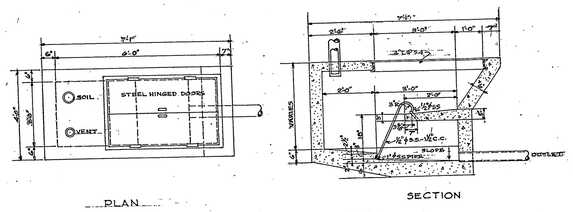

SCREEN CHAMBER
SCALE 1/2"=1'-0"

ALL DIMENSIONS OF SCREEN CHAMBER ARE VARIABLE TO MEET JOB CONDITIONS SCREEN TO BE MADE IN TWO SECTIONS - EACH SECTION REMOVABLE. THE OUTSIDE 1/2" F. CONC. OF EACH SECTION TO BE HOOKED INTO SLAB AS SHOWN.

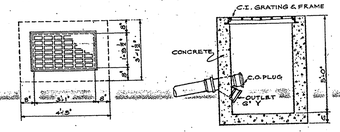

CATCH BASIN IN EXERCISE YARDS
SCALE 3/8"=1'-0"

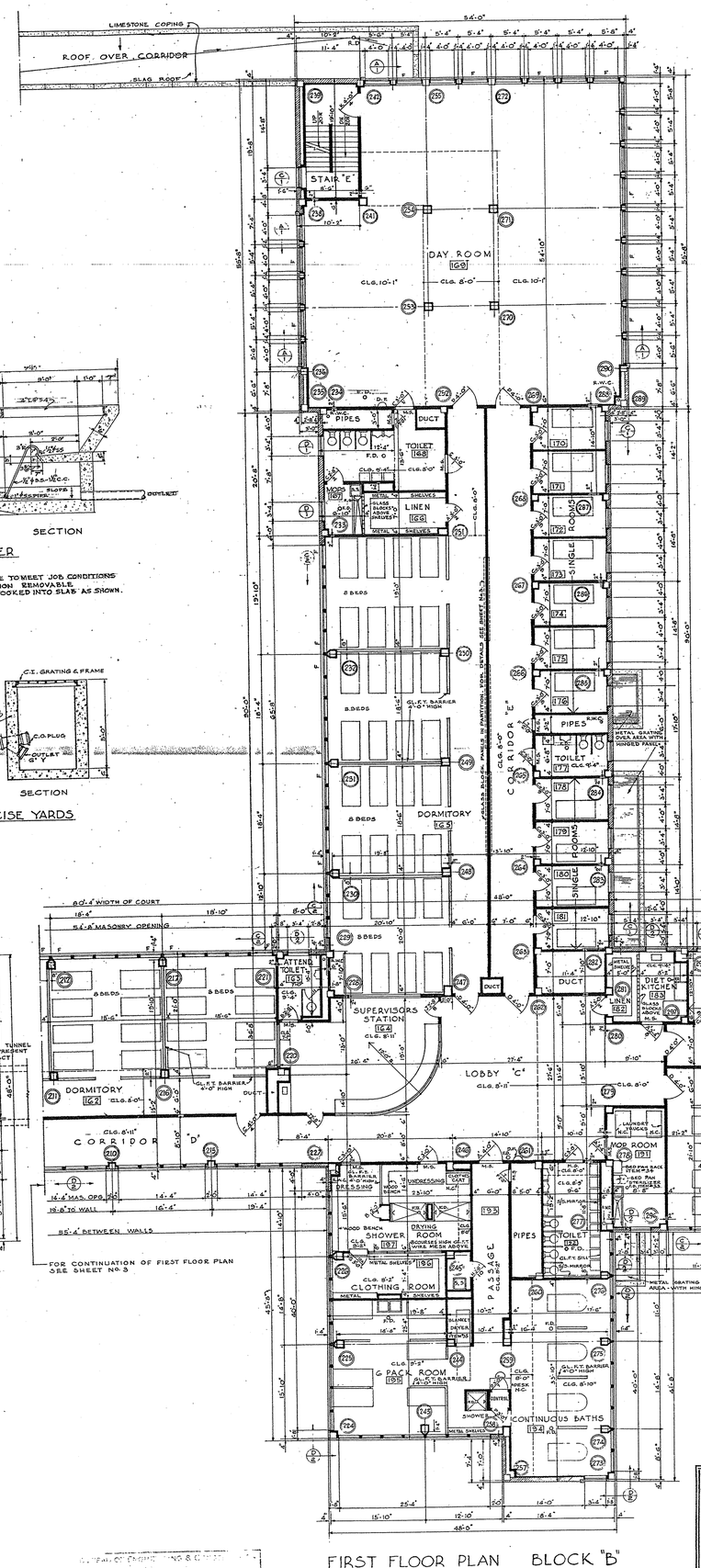

FIRST FLOOR PLAN BLOCK "B"
SCALE 1/8"=1'-0"

GROUND & FIRST FLS. BLK-"B"		SCHEDULE OF ROOM FINISHES								
LOCATION		FLOOR	BASE		WAINSCOT		REMAINDER OF WALL		CEILING	REMARKS
SPACE	No	MATERIAL	MATERIAL	HGT.	MATERIAL	HGT.	MATERIAL	RPM	MATERIAL	
STORAGE	42	MONOLITHIC CONCRETE	GL. F.T.	COVE 5"	N	N	GL. F.T.	N	CONC. PAINTED	
PIPE SPACES	43, 43A, 43B	Do.	N	N	N	N	H.T.	N	EXPOSED CONCRETE	WALLS & CEILING UNPAINTED
SCREEN ROOMS	44, 44A, 45, 45A, 45B, 46A, 46B	Do.	CEMENT	COVE 5"	N	N	CEMENT PLASTER	N	CEMENT PLASTER	Do.
FAN ROOM "C"	45	Do.	N	N	N	N	H.T.	N	PRINT CONCRETE	WALLS & CEILING PAINTED
RECREATION RM.	46	TERR.	GL. F.T.	COVE 5"	GL. F.T.	5'-0"	GL. F.T.	Y	ACOUSTIC TILE & CONCRETE	
TOILET	47	CER. TILE	GL. F.T.	Do.	N	N	Do.	N	Do.	
CLOTHING ROOM	48	Do.	Do.	Do.	N	N	Do.	Y	GYP. PL.	
SHOWER ROOM	49	Do.	Do.	Do.	N	N	Do.	Y	Do.	
BARBER SHOP	50	TERR.	GL. F.T.	Do.	GL. F.T.	5'-0"	Do.	Y	ACOUSTIC	
YARD TOILET	51	CER. TILE	GL. F.T.	Do.	N	N	Do.	N	REINFORCED CONCRETE	PAINTED CONC.
MOP ROOM	52	TERR.	Do.	Do.	N	N	Do.	N	MONOLITHIC CONCRETE	
STORAGE RM.	53	Do.	Do.	Do.	N	N	Do.	N	PAINT CONCRETE	
STAIRS	E	Do.	N	N	N	N	Do.	N	Do.	TERR. TREADS AND RISERS
PIPE SPACES		CEMENT	N	N	N	N	UNGL. F.T. MIX. MORTAR	N	EXPOSED CONCRETE	W.T. WHERE WALLS ARE 6"
CORRIDORS	J, L	TERR.	GL. F.T.	COVE 5"	N	N	GL. F.T.	Y	ACOUSTIC	
CORRIDORS	G, K	MONOLITHIC CONCRETE	N	N	N	N	Do.	N	EXPOSED CONCRETE	
VESTIBULE	J	TERR.	GL. F.T.	COVE 5"	N	N	Do.	Y	GYP. PL.	
DORMITORY	162	TERR.	GL. F.T.	COVE 5"	N	N	GL. F.T.	N	PAINT CONCRETE	
ATTENDANTS' TOILET	163	CER. TILE	CER. TILE	2"	CER. TILE	5'-0"	GYP. PL.	Y	GYP. PL.	
SUPERVISORS STATION	164	TERR.	GL. F.T.	COVE 5"	N	N	GL. F.T.	Y	ACOUSTIC	
DORMITORY	165	Do.	Do.	Do.	N	N	Do.	N	PAINT CONCRETE	
LINEN CLOSET	166	TERR.	Do.	Do.	N	N	Do.	N	CONC.	PAINTED CONC.
MOP ROOM	167	CER. TILE	Do.	Do.	N	N	Do.	N	ACOUSTIC TILE	
TOILET	168	Do.	Do.	Do.	N	N	Do.	Y	GYP. PL.	
DAY ROOM *	169	TERR.	GL. F.T.	Do.	GL. F.T.	7'-0"	Do.	Y	ACOUSTIC	
SINGLE ROOMS	170 to 178 incl.	Do.	GL. F.T.	Do.	N	N	Do.	N	PAINT CONCRETE	
TOILET	177	CER. TILE	Do.	Do.	N	N	Do.	Y	GYP. PL.	
SINGLE ROOMS	178 to 181 incl.	TERR.	Do.	Do.	N	N	Do.	N	PAINT CONCRETE	
LINEN CLOSET	182	Do.	Do.	Do.	N	N	Do.	N	Do.	
DIET KITCHEN	183	CER. TILE	Do.	Do.	N	N	Do.	Y	GYP. PL.	
SINGLE ROOM	184 to 187 incl.	TERR.	Do.	Do.	N	N	Do.	N	PAINT CONCRETE	
DAY ROOM *	188	Do.	GL. F.T.	Do.	GL. F.T.	7'-0"	Do.	Y	ACOUSTIC	
TOILET	189	CER. TILE	GL. F.T.	Do.	N	N	Do.	Y	GYP. PL.	
DORMITORY	190	TERR.	Do.	Do.	N	N	Do.	N	PAINT CONCRETE	
MOP ROOM	191	CER. TILE	Do.	Do.	N	N	Do.	N	Do.	
TOILET	192	Do.	Do.	Do.	N	N	Do.	Y	GYP. PL.	
PASSAGE	193	Do.	Do.	GL. F.T.	5'-0"	Do.	Y	ACOUSTIC		
CONTINUOUS BATHS	194	Do.	Do.	Do.	Do.	Do.	Y	Do.		
PACK ROOM	195	Do.	Do.	Do.	Do.	Do.	Y	Do.		
CLOTHING ROOM	196	Do.	GL. F.T.	Do.	N	N	Do.	Y	GYP. PL.	
SHOWER ROOM	197	Do.	Do.	Do.	N	N	Do.	Y	Do.	
CORRIDORS	D, E, & F	TERR.	Do.	Do.	N	N	Do.	Y	ACOUSTIC	
LOBBY	C	Do.	Do.	Do.	N	N	Do.	Y	Do.	
STAIRS	E, F	Do.	N	N	N	N	Do.	N	PAINT CONCRETE	COND. TREADS & RISERS, WALLS ARE 6"
PIPE SPACES		CEMENT	N	N	N	N	UNGL. F.T. MIX. MORTAR	N	Do.	W.T. WHERE WALLS ARE 6"

* CONC. COLS. 258-272-311 PAINTED ABOVE WAINSCOT.

NOTES:-

1. GROUND FLOOR ELEVATION 121'-8" GRID LINE ⅛ FIN. FL. LINE
   FIRST " 23'-5"
2. DIMENSIONS GENERALLY ON 3/8" SCALE PLANS AND ELEVATIONS ARE MODULAR OR NOMINAL DIMENSIONS. FOR ACTUAL DIMENSIONS SEE LARGE SCALE DETAILS.
3. ALL INTERIOR DIMENSIONS ARE TAKEN TO STRUCTURAL WALL FINISH.
4. FOR GENERAL NOTES AND ABBREVIATIONS SEE SHEET No. 3.

STATE ART COMMISSION
DEC 29 1948
RECEIVED
STATE ART COMMISSION
APPROVED
FINAL
12-1-48

APPROVED
Commonwealth of Pennsylvania
Department of Labor & Industry
Bureau of Inspection
Buildings Section
Checked By
Approved By
Chief
Approval Date

STATE ART COMMISSION APPROVED 12-1-48 PENNSYLVANIA

APPROVED
Commonwealth of Pennsylvania
DEPARTMENT OF WELFARE
Secretary

REVISED

PROJECT-252

APPROVED Th. H. Richards 1/20/49
DEPUTY SECRETARY OF PROPERTY & SUPPLIES
APPROVAL RECOMMENDED J. Arthur Rowland 1/19/49
SUPERVISING ARCHITECT-BUREAU OF CONSTRUCTION
APPROVED
Secretary of Welfare
SUBMITTED
ARCHITECT
ACCEPTED
CONTRACTOR

GROUND & FIRST FLOOR PLANS
BLOCK "B"

BUILDING N-9
MAXIMUM SECURITY BUILDING
for MALE PATIENTS
PHILADELPHIA STATE HOSPITAL
PHILADELPHIA, PENNSYLVANIA
HOWELL LEWIS SHAY, A.I.A. REGISTERED ARCHITECTS
1801 PACKARD BUILDING, PHILADELPHIA, PENNSYLVANIA

DATE SEPT. 16, 1948	COMMONWEALTH OF PENNA.	C/NW. No.
SCALE AS NOTED	JAMES H. DUFF, GOVERNOR	1369
DRWN. A.S. CHKDR	DEPT. PROPERTY & SUPPLIES	SHEET No.
	O. H. WOLWORTH, SECRETARY	5
	HARRISBURG, PENNSYLVANIA	

AR 1-13-49

ALL DIMENSIONS AND MEASUREMENTS SHALL BE CHECKED AND VERIFIED BY THE CONTRACTOR AT THE SITE.