Final

Charles N. Vigue

12" CEILING 1981 NEW

Project Architect
Plan Reviewer 4/17/85

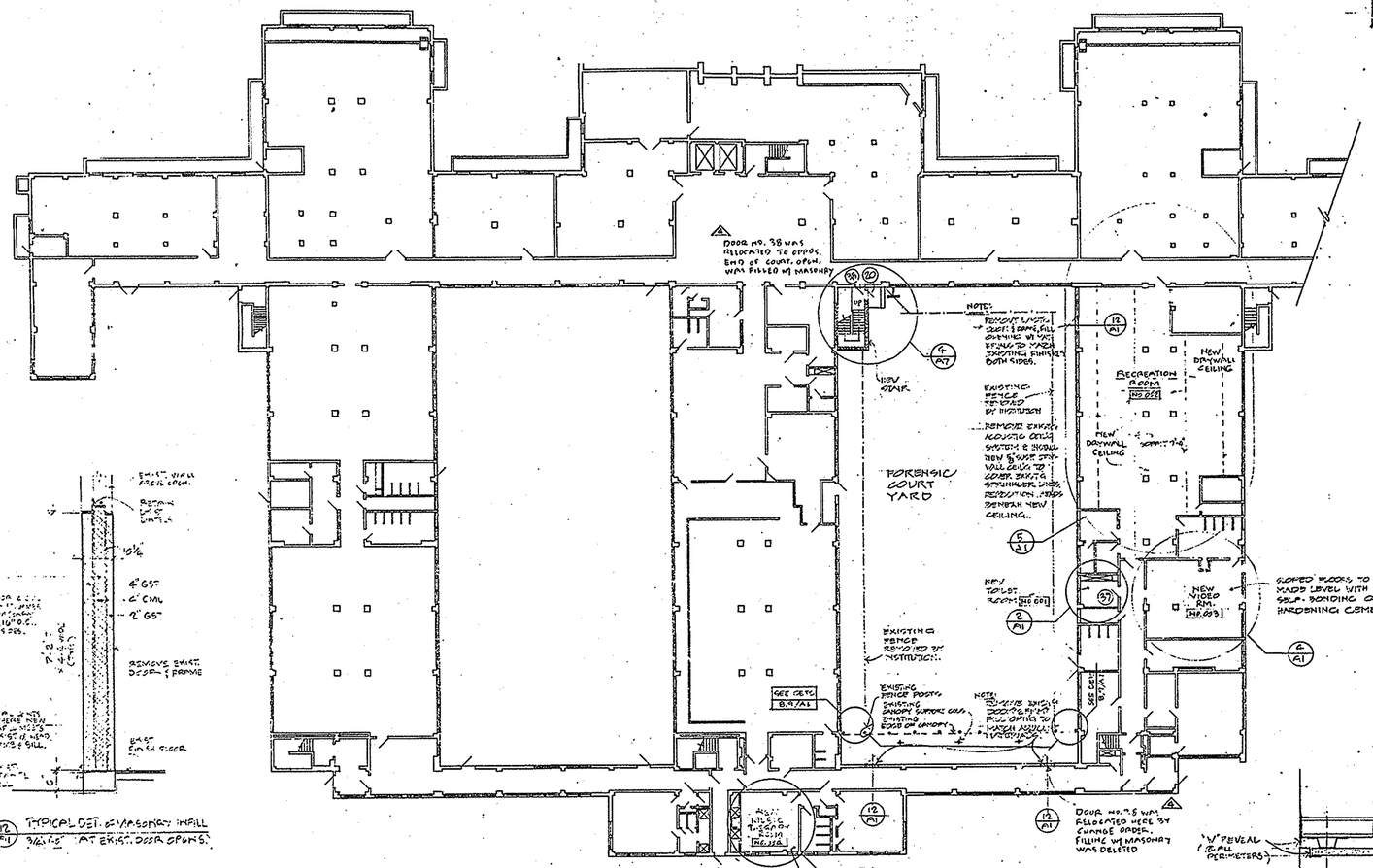

1 A1 GROUND FLOOR PLAN
1/8" = 1'-0"

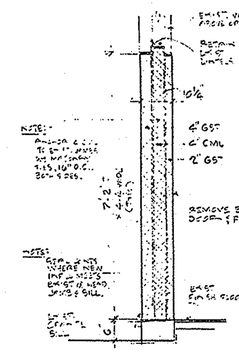

12 A1 TYPICAL DET. OF MASONRY INFILL
3/4" = 1'-0" AT EXIST. DOOR OPENS.

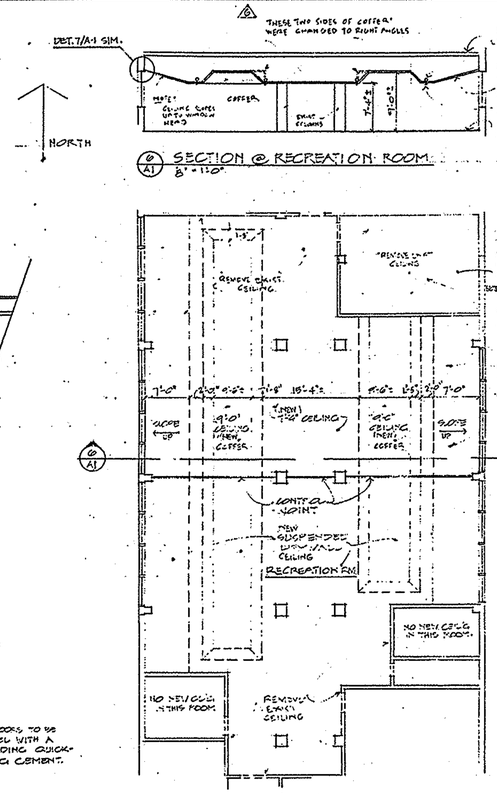

2 A1 PLAN OF RECREATION ROOM SHOWING NEW CEILING CONFIGURATION
NOTE → 1/8" = 1'-0"

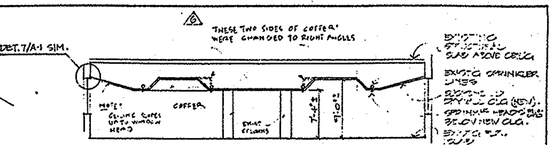

6 A1 SECTION @ RECREATION ROOM
1/8" = 1'-0"

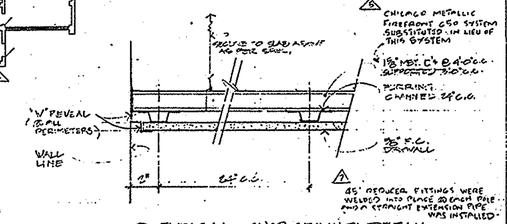

7 A1 TYPICAL SUSP. CEILING DETAIL
1/2" = 1'-0"

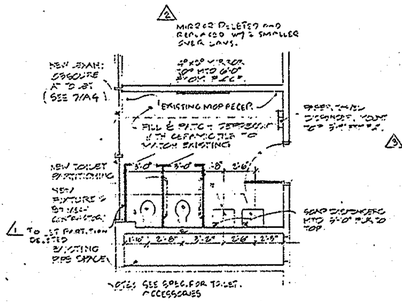

8 A1 PLAN OF NEW TOILET ROOM 001
1/4" = 1'-0"
(FORENSIC MOP ROOM)

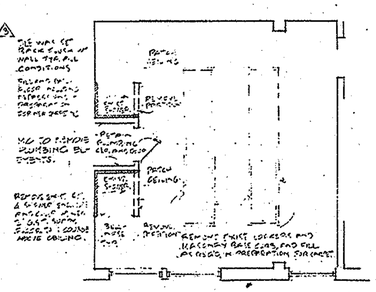

3 A1 PLAN OF NEW MUSIC THERAPY RM. NO. 004
1/4" = 1'-0"

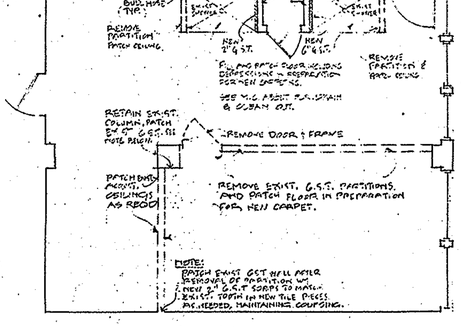

4 A1 PLAN OF NEW VIDEO RM. NO. 003
1/4" = 1'-0"

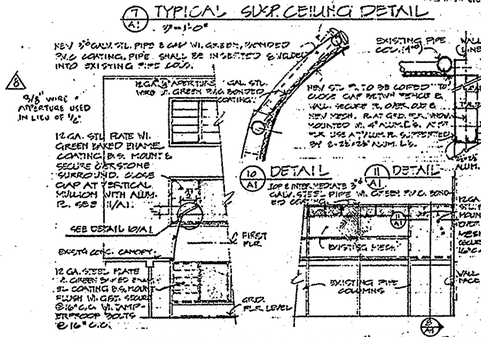

10 A1 DETAIL
11 A1 DETAIL

9 A1 SECTION @ FENCE
FIELD CHECK & SUBMIT SHOP DWGS
1/8" = 1'-0"

11 A1 ELEV^N OF FENCE
AT POINTS OF CONTACT BETWEEN CONC. PORTICO & FENCE
1/8" = 1'-0"

NOTE FOR ALL SHEETS:
PATCHING WORK REQUIRED FOR NEW FINISH MATERIALS BY M.C. OR E.C. SHALL BE DONE BY THE RESPECTIVE CONTRACTOR UNLESS OTHERWISE SPECIFICALLY NOTED.

NOTE:
CONTRACTORS SHALL CHECK AND VERIFY ALL EXISTING CONDITIONS RELATING TO THE DESIGNATED WORK AT THE SITE. CONTRACTORS SHALL IMMEDIATELY NOTIFY THE ARCHITECT OF ANY FIELD CONDITIONS WHICH DEVIATE FROM THOSE SHOWN ON THE DRAWINGS.

	DESCRIPTION		DESCRIPTION
1	TOILET PARTITION DELETED	5	SUBSTITUTION OF SUSPENSION
2	MIRROR DELETED	6	CHANGE IN CEILING DESIGN
3	TILE SET BACK FLUSH	7	CHANGE IN PIPE EXTENSION
4	DOOR RELOCATED	8	CHANGE IN WALL MATERIAL

AS BUILT REVISIONS

SUBMITTED
ARCHITECT (ENGINEER)

SUBMITTED
ENGINEER (ARCHITECT)

APPROVED
BUREAU OF FACILITIES MANAGEMENT
DEPARTMENT OF PUBLIC WELFARE

APPROVED

CHECKED BY DEPARTMENT OF GENERAL SERVICES

ARCH.	STRUC.	M.&A.C.	PLBG.	ELEC.	MISC.
4-17-85					

REGISTERED ARCHITECT

COMMONWEALTH OF PENNSYLVANIA
DEPARTMENT OF GENERAL SERVICES
HARRISBURG, PENNSYLVANIA

PROJECT NO D.G.S. A510-29

RENOVATION FOR EXPANSION OF FORENSIC UNIT BLDG NO 3
PHILADELPHIA STATE HOSPITAL
PHILADELPHIA, PENNSYLVANIA

DAVID S. TRAUB ASSOCIATES
ARCHITECTS & PLANNERS
1704 WALNUT STREET
PHILA. PA 19103

ADCOCK & MATZ ASSOCS. INC.
CONSULTING MECH. ENGINEERS
132 S. 10TH STREET
PHILA. PA 19103

GROUND FLR. PLAN & DETAILS

DRAWN BY	DATE	DRAWING NO.
J.M.S.	3/28/85	A1
CHECKED BY	SCALE	
D.S.T.	AS NOTED	