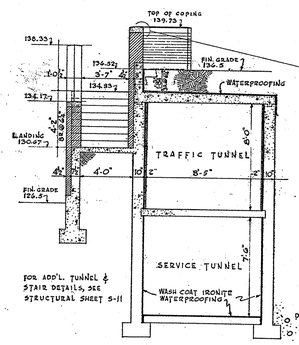

TUNNEL SECTION A-A
SCALE 1/4" = 1'-0"

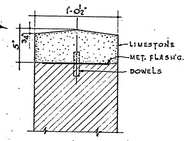

LIMESTONE COPING DETAIL
SCALE 1½" = 1'-0"

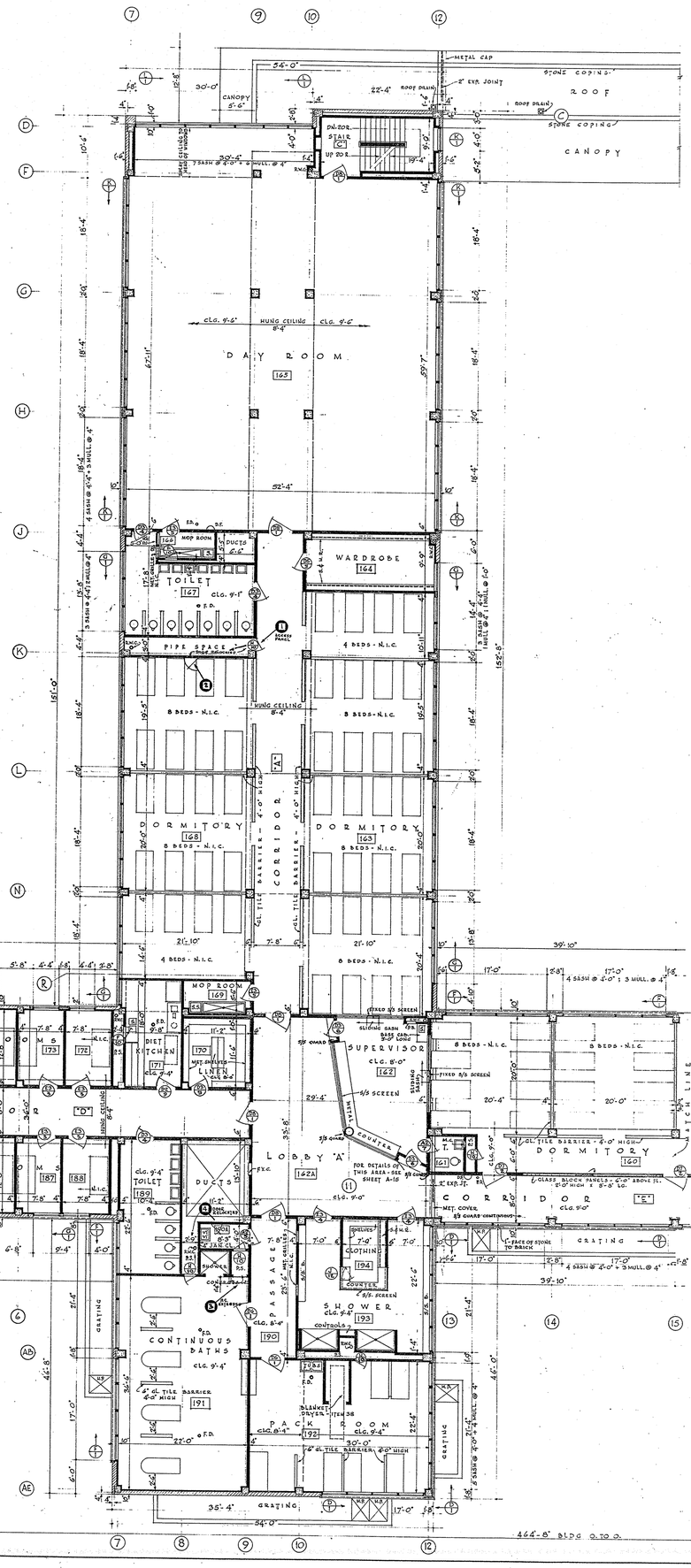

FIRST FLOOR PLAN
BLOCK "A"
SCALE 1/8" = 1'-0"

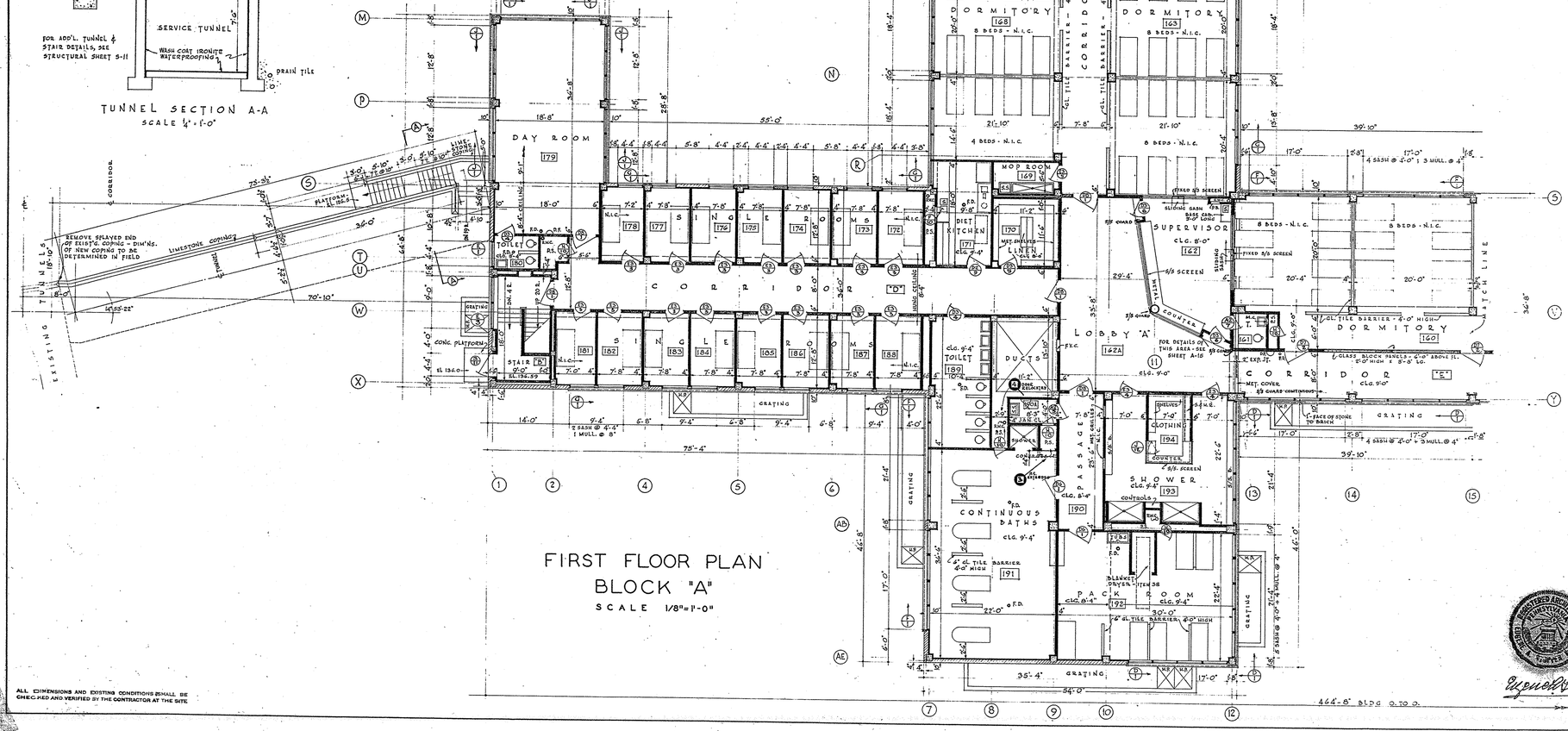

ALL DIMENSIONS AND EXISTING CONDITIONS SHALL BE CHECKED AND VERIFIED BY THE CONTRACTOR AT THE SITE

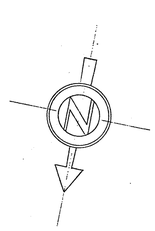

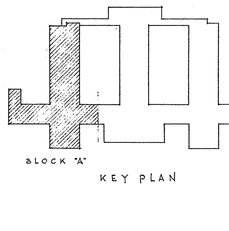

BLOCK "A"

KEY PLAN

FIRST FLOOR BLOCKS "A" & "B" — SCHEDULE OF ROOM FINISHES

SPACE NAME	SPACE NUMBER	FLOOR BORDER	BASE MAT'L.	BASE HT.	WAINSCOT MAT'L.	WAINSCOT HT.	REMAINDER OF WALL MAT'L.	REMAINDER OF WALL FINISH	CEILING HUNG	CEILING MAT'L.	BEAMS & GIRDERS	PAINTING TYPE OF FINISH FLOOR	WALLS	CEILING	TRIM
VESTIBULE	100	TER.	Y.	TER.	4"	—	—	MAR.	POL.	Y.	GYP. P.	—	W.	W.	PTD.	ALUM.
VIS.TORS & INNER LOBBY	101, 102	•	•	•	4"	—	—	•	•	•	AC. T.	—	•	•	•	PTD.
OFFICE	105	R.T.	•	← SEE DETAILS →						•	•	—	•	PTD.		106, 107 WAX
TOILETS	103, 104	CER.T.	—	C.G.T.	5'	CL. COLOR	4'-0"	G.T.	—	•	GYP. P.	—	—	—	PTD.	PTD.
TOILETS	143, 147, 161	•	—	•	5'	—	—	•	—	•	"	—	—	—	•	•
LOBBY, HEAD NURSE, EXAM. ZM.	1013, 106, 108	R.T.	Y.	•	5'	C.G.T. COLOR	4'-0"	101B, 106 - SEE DET. 108 - G.T.		•	AC.T.	—	W	—	—	PTD. 106, 108 PAPER 107 WAX
DOCTORS' ZMS.	107, 109	•	Y.	•	5'	•	4'-0"	G.T.	—	•	•	—	W	—	—	•
CLOTHING RMS.	110, 156, 194	CER.T.	—	•	5'	—	—	G.T.	—	•	GYP. P	—	—	—	PTD.	PTD.
SHOWER RMS.	111, 155, 193	•	—	•	5'	CER.T. SHOWER	7'-0"	•	—	•	CEM. P	—	—	—	•	•
PACK RMS.	112, 192	•	—	•	5'	—	—	•	—	•	GYP. P.	—	—	—	•	•
CONTINUOUS BATHS	113, 191	•	—	•	5'	CER.T. SHOWER	7'-0"	•	—	•	•	—	—	—	•	•
PASSAGE	114, 190	•	—	•	5'	—	—	•	—	•	•	—	—	—	•	•
TOILETS	115, 124, 137 145, 153, 159 167, 180, 189	•	—	•	5'	—	—	•	—	•	•	—	—	—	•	•
SINGLE ROOMS	116-123, 125-152, 170-178, 181, 188	TER.	Y.	•	5'	—	—	•	—	PARTIAL	GYP. P. CON.	EX.	W	—	•	•
DAY ROOMS	179, 159, 161 - 165, 177	•	Y.	C.G.T.	5'	- SEE NOTE BELOW -				Y.	AC. T.	—	W	—	—	•
DIET KITCHENS	133, 171	CER.T.	—	•	5'	—	—	G.T.	—	Y.	GYP. P.	—	—	—	PTD.	•
LINEN CLOS.	134, 170, 195	TER.	Y.	•	5'	—	—	•	—	134 & 170 ONLY	PTD. - CON.	—	W	—	•	•
MOP ROOM	138, 139, 168 166, 169	CER.T.	—	•	5'	- SEE DETAIL -		•	—	—	CON.	EX.	—	—	•	•
DORMITORIES	136, 141, 144, 149															
	154, 160, 163, 168	TER.	Y.	•	5'	- SEE NOTE BELOW -				PARTIAL	GYP. P. CON.	EX.	W	—	•	•
WARDROBE	140, 150 157, 164	•	Y.	•	5'	—	—	G.T.	—	157 ONLY -	GYP. P. CON.	— EX.	•	—	•	•
SUPERVISOR STA.	142, 162	•	Y.	•	5'	COUNTER		•	—	Y.	AC. T.	—	•	—	•	•
JANITORS CLOS.	114A, 148A 190A	CER.T.	—	•	5'	—	—	•	—	—	CON.	EX.	—	—	PTD.	•
UTILITY RM. & CLOS.	146, 146A	•	—	•	5'	—	—	•	—	Y.	GYP. P.	—	—	—	•	•
NURSES' STA.	148	TER.	Y.	•	5'	COUNTER		•	—	Y.	AC. T.	—	W	—	—	•
EMERG'Y. TREAT'M'T.	158	•	Y.	•	5'	—	—	•	—	Y.	GYP. P.	—	•	—	PTD.	•
LOBBIES - A, B, C.	162A, 162A, 168A	•	Y.	•	5'	- SEE NOTE BELOW -				Y.	AC. T.	—	•	—	—	•
CORRIDORS	A, B, C, D, E, F, G	•	Y.	•	5'	—	—	G.T.	—	Y.	•	—	•	—	—	•
STAIRS SEE NOTE BELOW	A, C, D, E	•	(PRECAST NON-SLIP - SEE SPECS)						•	—	—	CON.	EX.	—	—	PTD.
STAIRS SEE NOTE BELOW	B, F	CON.	(NON - SLIP TREADS)						•	—	—	•	•	H	—	•

NOTES:

1. DAY ROOMS - No. 125, 139, 161, 165, & 179 SHALL HAVE COLOR G.T. BASES & WALLS ON NORTH SIDE OF ROOMS.
2. ALL DORMITORIES, LOW PARTITIONS & FREE STANDING COLUMNS TO HAVE COLOR G.T. BASE & WALLS.
3. LOBBIES 142 A, 148A, 162A: EXTERIOR WALLS OF NURSES' STATIONS & SUPERVISORS' STATIONS TO HAVE COLOR G.T. BASES & WALLS.
4. STAIRS A, C, D, E: 6" DIVIDING PARTITION TO BE COLOR G.T.

#3990
STATE ART COMMISSION
APR 10 1950
RECEIVED

STATE ART COMMISSION
APPROVED
FINAL
4-10-50
COMMISSION

APPROVED
Commonwealth of Pennsylvania
DEPARTMENT OF WELFARE
Mech. [signature] Date 4-10-50
Elec. Mech. Date

APPROVED
Date 4-10-50 File 5-1-50
Checked by H Approved by R.A.K.
Commonwealth of Pennsylvania
Department of Labor & Industry
Bureau of Inspection
Building & Construction
[illegible]

REVISED		
1	AS BUILT 8/15/54	
2	"	
3	"	
4	"	
5		

THE GENERAL STATE AUTHORITY

APPROVED	EXECUTIVE DIRECTOR	[signature]
APPROVED	DIRECTING ARCHITECT	[signature]
APPROVED	ARCHITECT ENGINEER	[signature]
APPROVED	DEPT. OF WELFARE	[signature] 4/14/50
APPROVED	DEPT. OF PROPERTY & SUPPLIES	
ACCEPTED	DEPT. OF HEALTH	
ACCEPTED	CONTRACTOR BY	
ACCEPTED	CONTRACTOR BY	
	CONTRACTOR BY	

PROJECT No. - G.S.A. - 510-2

THE PHILADELPHIA STATE HOSPITAL
PHILADELPHIA 28, PENNSYLVANIA

BUILDING N-8
FIRST FLOOR PLAN BLOCK "A"

STOPPER & LICHTY, REGISTERED ARCHITECTS
2112 SPRUCE ST., PHILADELPHIA 3, PENNA.
GSHA NO. 1131

1949 PROGRAM
DATE 4-10-50
SCALE 1/8" = 1'-0"

THE GENERAL STATE AUTHORITY
JAMES H. DUFF — PRESIDENT
OSCAR M. LINDAHL — EXEC. DIRECTOR
HARRISBURG, PENNSYLVANIA

SHEET NO. A4

CHECKED FOR G.S.A.
SUPV. ARCH. [signature] ARCH. [signature] STRUCT. MECH. ELEC.