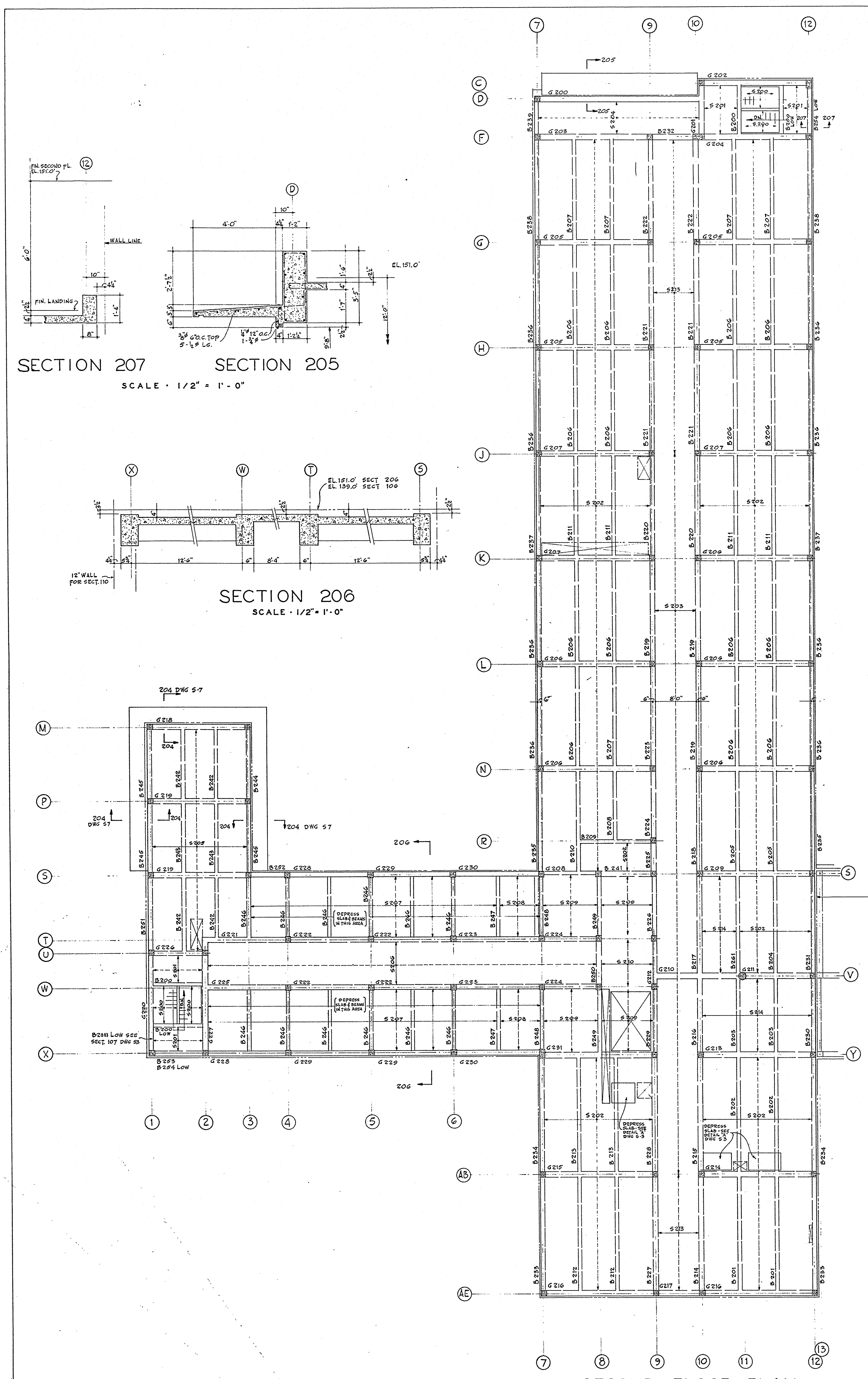
FIN. SECOND FL. EL. 151.0'
12
6'-0"
WALL LINE
10"
4¼"
FIN. LANDING
2½"
4"
1'-4"
8"
D
10"
4'-0"
4¼"
1'-2"
EL. 151.0'
2'-7½"
1'-6"
2½"
4"
3'-5"
12'-0"
1'-7"
6"
3⅓"
⅜"φ 6"O.C. TOP
5-½φ LG.
¼"φ 12" O.C.
1-¾"φ
4"
1'-2¼"
2½"
9'-8"
X
W
T
S
EL. 151.0' SECT 206
EL. 139.0' SECT 106
2½"
4"
4¼"
5¾"
12'-6"
6"
8'-4"
6"
12'-6"
5¾"
4¼"
12" WALL FOR SECT. 110
7
9
10
12
C
D
F
G
H
J
K
L
M
N
P
R
S
T
U
V
W
X
Y
AB
AE
205
205
G 200
G 202
G 203
B232
S 204
S 201
S 200
DN
B 200
B200 LOW
207
B 254 LOW
G 201
G 204
B 239
B 238
B 236
B 237
B 235
B 234
B 233
G 205
G 207
G 206
G 209
G 208
B 207
B 206
B 222
B 221
B 220
B 219
B 223
B 224
B 225
B 211
S 213
S 202
S 203
6"
8'-0"
6"
B 209
B 208
B 210
B 218
B 205
B 241
S 209
S 210
S 214
B 226
B 217
B 261
B 204
B 231
G 210
G 211
G 212
B 249
B 250
B 216
B 203
B 230
B 229
G 213
G 231
S 202
DEPRESS SLAB-SEE DETAIL "A" DWG S-3
B 213
B 228
B 215
G 214
G 215
B 212
B 227
B 214
B 201
G 216
G 217
204 DWG S-7
G 218
204
B 245
B 242
B 244
G 219
204 DWG S7
S 205
B 243
206
B 252
G 228
G 229
G 230
B 251
B 246
S 207
DEPRESS SLAB & BEAMS IN THIS AREA
S 208
B 247
B 248
G 221
G 222
G 223
G 224
G 226
S 206
B 200
S 201
G 225
G 220
S 200
DN
B 200 LOW
B2003 LOW SEE SECT. 107 DWG S3
G 227
B 253
B 254 LOW
1
2
3
4
5
6
8
9
10
11
13
12

SECTION 207

SECTION 205

SCALE · 1/2" = 1'-0"

SECTION 206

SCALE · 1/2" = 1'-0"

SECOND FLOOR PLAN BLOCK "A"

SCALE · 1/8" = 1'-0"



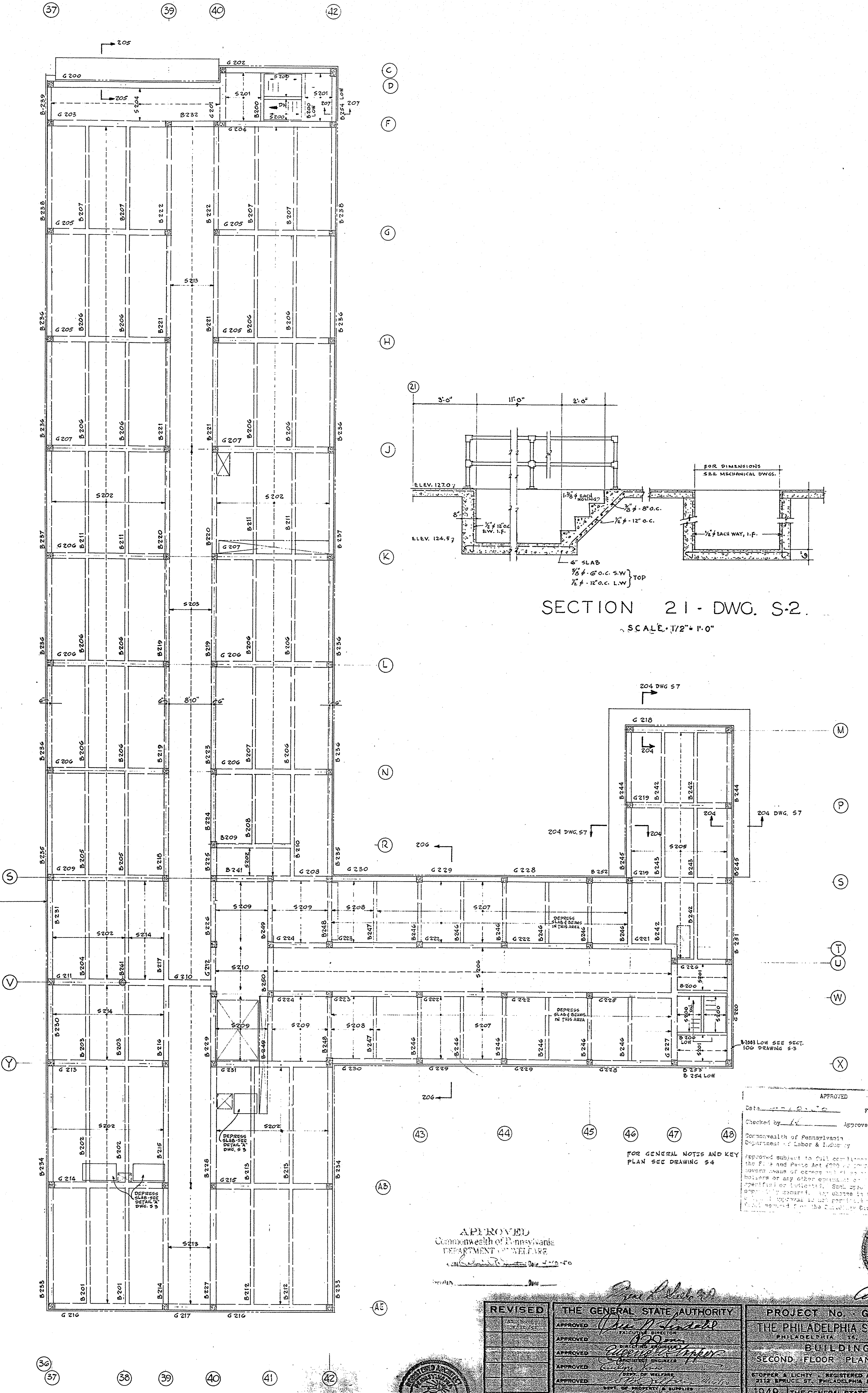
37
39
40
42
C
D
F
G
H
J
K
L
M
N
P
R
S
T
U
V
W
X
Y
AB
AE
205
205
G 200
G 202
G 203
B232
S 204
S 201
S 200
DN
B 200
B200 LOW
207
B 254 LOW
G 201
G 204
B-239
B 238
B 236
B 237
B 235
B 234
B 233
G 205
G 207
G 206
G 209
G 208
B 207
B 206
B 222
B 221
B 220
B 219
B 223
B 224
B 225
B 211
S 213
S 202
S 203
6"
8'10"
6"
B 209
B 208
B 210
B 218
B 205
B 241
S 209
S 210
S 214
B 226
B 217
B 261
B 204
B 231
G 210
G 211
G 212
B 249
B 250
B 216
B 203
B 230
B 229
G 213
G 231
DEPRESS SLAB-SEE DETAIL "A" DWG. S 3
B 213
B 228
B 215
G 214
G 215
B 212
B 227
B 214
B 201
G 216
G 217
BLOCK "B" SEE DWG. S6
21
3'-0"
11'-0"
2'-0"
ELEV. 127.0
1-⅜"φ EACH NOSING
⅜"φ - 8" O.C.
½"φ - 12" O.C.
8"
½"φ 12" O.C. E.W. I.F.
ELEV. 124.5
6" SLAB
⅝"φ - 6" O.C. S.W.
½"φ - 12" O.C. L.W.
TOP
FOR DIMENSIONS SEE MECHANICAL DWGS.
½"φ EACH WAY, I.F.
6"
204 DWG S7
G 218
204
B 244
G 219
B 242
204 DWG. S7
S 205
B 245
B 243
206
B 252
G 228
G 229
G 230
B 251
B 246
S 207
DEPRESS SLAB & BEAMS IN THIS AREA
S 208
B 247
B 248
G 221
G 222
G 223
G 224
G 226
S 206
B 200
S 201
G 225
G 220
S 200
DN
B 200 LOW
B-2003 LOW SEE SECT. 106 DRAWING S-3
G 227
B 233
B 254 LOW
43
44
45
46
47
48
36
37
38
39
40
41
42

SECTION 21 - DWG. S-2.

SCALE · 1/2" = 1'-0"

SECOND FLOOR PLAN BLOCK "C"

SCALE · 1/8" = 1'-0"

FOR GENERAL NOTES AND KEY PLAN SEE DRAWING S4

ALL DIMENSIONS AND EXISTING CONDITIONS SHALL BE CHECKED AND VERIFIED BY THE CONTRACTOR AT THE SITE

APPROVED

Date [illegible] File [illegible]

Checked by [illegible] Approved by [illegible]

Commonwealth of Pennsylvania
Department of Labor & Industry

Bureau of Inspection
Building Division

Approved subject to full compliance of all [illegible] of the Fire and Panic Act [illegible] covers means of egress [illegible] elevators, boilers or any other equipment [illegible] specified or indicated. Such [illegible] shall be separately secured. Any change in these plans from the original approval is not permitted unless permission is first secured from the Building Division.

APPROVED
Commonwealth of Pennsylvania
DEPARTMENT OF WELFARE
[illegible] Date 4-10-50

[illegible] Date

AXEL SCHULZE
ENGINEER
No. 5411

Axel Schulze

REVISED	
	AS BUILT [illegible]

THE GENERAL STATE AUTHORITY	
APPROVED	Oscar M Lindahl EXECUTIVE DIRECTOR
APPROVED	DIRECTING ENGINEER
APPROVED	Eugene A. Stopper ARCHITECT-ENGINEER
APPROVED	DEPT. OF WELFARE
APPROVED	DEPT. OF PROPERTY & SUPPLIES
APPROVED	DEPT. OF HEALTH
ACCEPTED	CONTRACTOR BY
ACCEPTED	CONTRACTOR BY
ACCEPTED	CONTRACTOR BY

PROJECT No. - G.S.A. - 510-2
THE PHILADELPHIA STATE HOSPITAL
PHILADELPHIA 16, PENNSYLVANIA
BUILDING N-8
SECOND FLOOR PLAN - BLOCKS "A" & "C"

STOPPER & LICHTY - REGISTERED ARCHITECTS
2112 SPRUCE ST. PHILADELPHIA 3, PENNA.
COMM. NO. 1131

1949 PROGRAM
DATE 4-10-50
SCALE AS NOTED

THE GENERAL STATE AUTHORITY
JAMES H. DUFF PRESIDENT
OSCAR M. LINDAHL EXEC. DIRECTOR
HARRISBURG, PENNSYLVANIA

SHEET NO. S-5

CHECKED FOR G.S.A.

SUPV. ARCH.	ARCH.	STRUCT.	MECH.	ELECT.
[illegible] 4/10/50		[illegible]		

Eugene A. Stopper