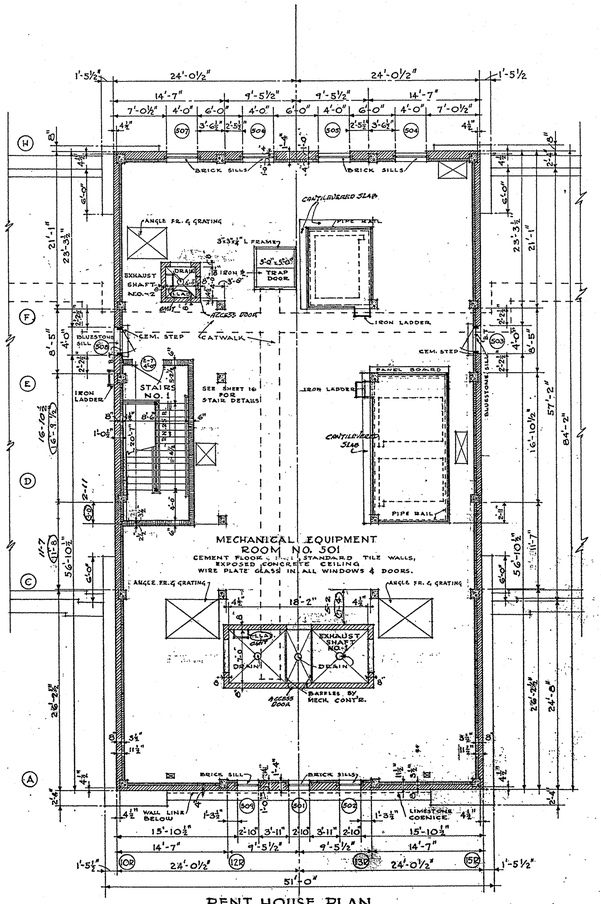

PENT HOUSE PLAN
BUILDING N-7
SCALE 1/8" = 1'-0"

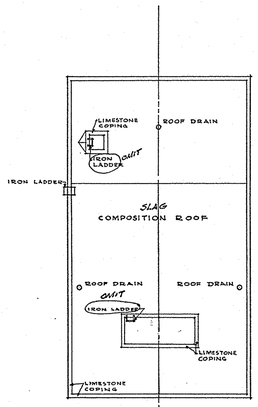

PENT HOUSE ROOF PLAN
BUILDING N-7
SCALE 1/16" = 1'-0"

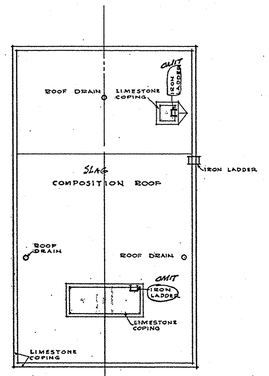

PENT HOUSE ROOF PLAN
BUILDING N-6
SCALE 1/16" = 1'-0"

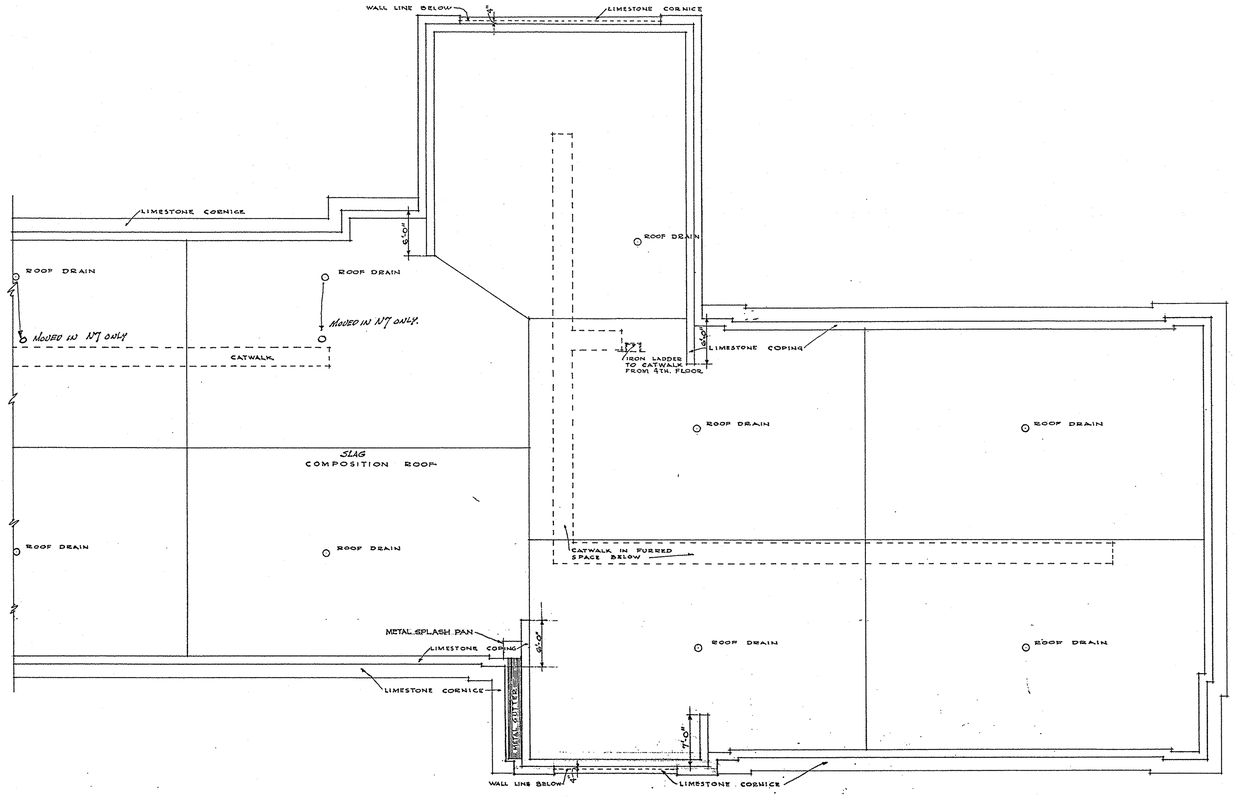

ROOF PLAN - WOMENS WING - BUILDINGS N-6 & N-7
SCALE 1/8" = 1'-0"

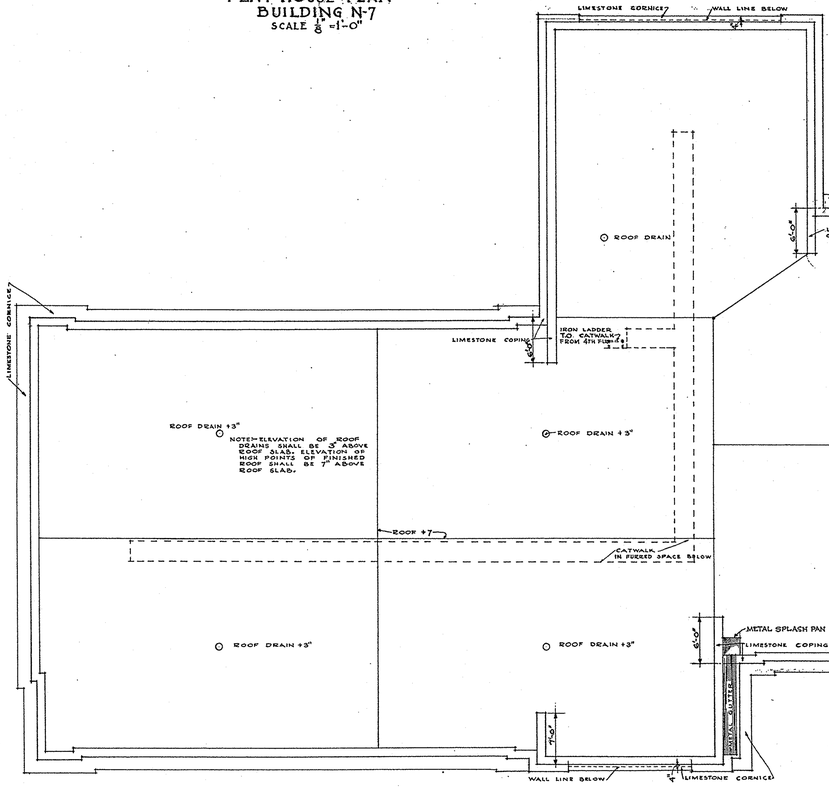

ROOF PLAN - MENS WING - BUILDINGS N-6 & N-7
SCALE 1/8" = 1'-0"

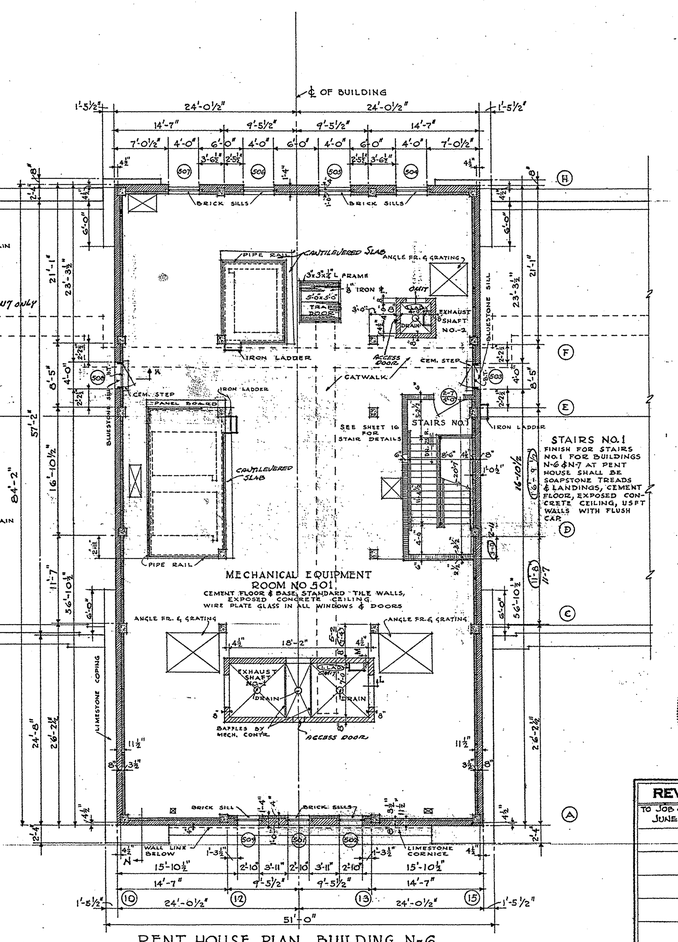

PENT HOUSE PLAN, BUILDING N-6
SCALE 1/8" = 1'-0"

STAIRS NO. 1
FINISH FOR STAIRS NO. 1 FOR BUILDINGS N-6 & N-7 AT PENT HOUSE SHALL BE SOAPSTONE TREADS & LANDINGS, CEMENT FLOOR, EXPOSED CONCRETE CEILING, USF-T WALLS WITH FLUSH CAP.

APPROVED
Commonwealth of Pennsylvania
DEPARTMENT OF WELFARE
BUREAU OF INSTITUTIONAL MANAGEMENT
Architect R. Pr. Date 10-22-41
Date
Secretary Date

APPROVED
Commonwealth of Pennsylvania
Department of Labor & Industry
Bureau of Inspection
Buildings Section
Checked By
Approved By H. D. Day Chief
Approval Date 10-22-41

THE GENERAL STATE AUTHORITY

APPROVED	EXECUTIVE DIRECTOR
APPROVED	CHIEF ENGINEER
SUBMITTED	ARCHITECT
ACCEPTED	CONTRACTOR
ACCEPTED	CONTRACTOR
ACCEPTED	CONTRACTOR

REGISTERED ARCHITECT PENNSYLVANIA GEORGE W. PEPPER, JR. No. 4250

REVISED
TO JOB CONDITIONS
JUNE 30 1945

G. S. A. PROJECT NO. 80B

PENT HOUSE & ROOF PLANS

~~SENILE BUILDINGS N-6 & N-7~~

FOR THE
PHILADELPHIA STATE HOSPITAL
PHILADELPHIA PENNSYLVANIA

GEORGE W. PEPPER, JR.
1600 WALNUT STREET
REGISTERED ARCHITECT
PHILADELPHIA, PA.

DATE	THE GENERAL STATE AUTHORITY	SHEET No.
AUGUST 20 1941	ARTHUR H. JAMES, PRESIDENT WILLIAM S. LIVENGOOD, JR., SECRETARY DAVID H. DIEHL, EXEC. DIRECTOR HARRISBURG, PENNSYLVANIA	7
SCALE 1/8" = 1'-0" 1/16" = 1'-0"		

GENERAL NOTES

DOORS NO. 503 & 508 SHALL HAVE HARDWARE TYPE 16
SEE SHEET NO. 1 FOR MATERIAL & ABBREVIATION SCHEDULE
SEE SHEET NO. 8 FOR DOOR DETAILS - DOOR WIDTHS ARE SHOWN ON PLANS - ALL INTERIOR DOOR FRAMES ARE HOLLOW METAL.
SEE SHEET NO. 13 & 14 FOR WALL SECTIONS

11-1-3