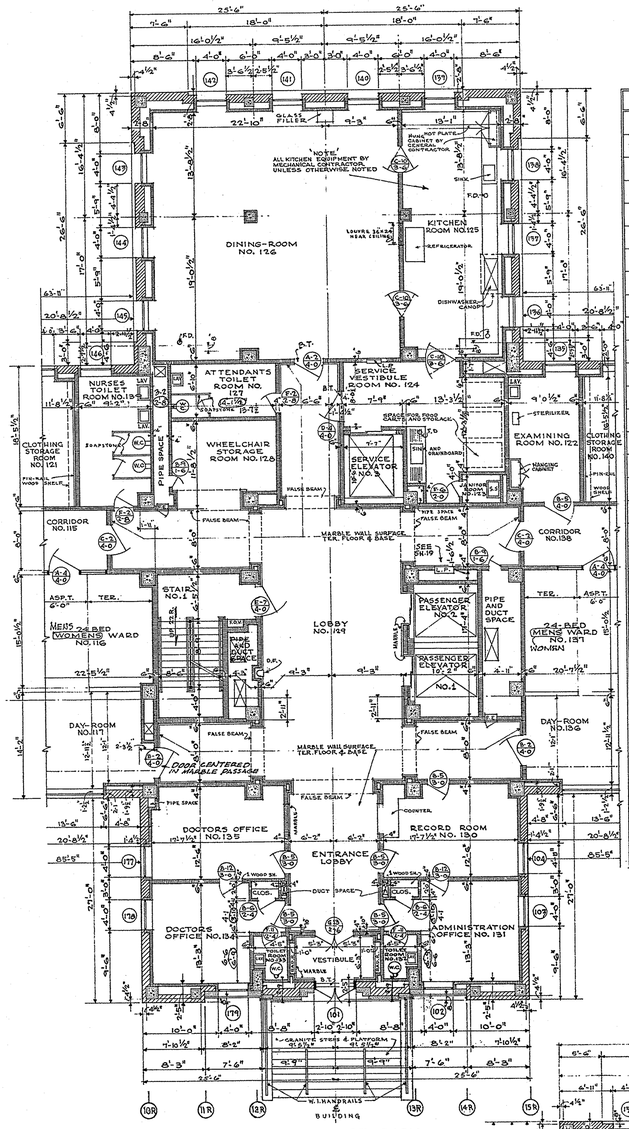

CENTRAL SECTION
BUILDING N-7

SCHEDULE · OF · ROOM · FINISHES							
ROOM	NO.	FLOOR	BASE	WAINS-COT	WAINS-CAP	WALL	CEIL'G.	REMARKS
ADMINISTRATION ROOM	131	TER.	USF.T.	USF.T.	USF.T.	PLASTER ABOVE WAINS.	FURRED PLASTER	
CLOTHING STORAGE	121 140	TER.	GSF.T.	GSF.T. 4'-1½" HIGH	GSF.T.	PLASTER ABOVE WAINS.	FURRED PLASTER.	PIN-RAILS AND WOOD SHELVES
CLOSETS	X	TER	USF.T.	GSF.T. 4'-1½" HIGH	USF.T.	PLASTER ABOVE WAINS.	FURRED PLASTER.	WOOD SHELVES AND HANGING RODS
CORRIDOR	112 115 118 137	ASF.T.	GSF.T.	GSF.T. 7'-2½" HIGH	GSF.T.	PLASTER ABOVE WAINS.	FURRED ACCOUS	
DAY ROOM	101 136 103 117	ASF.T.	GSF.T.	GSF.T. 7'-2½" HIGH	GSF.T.	PLASTER ABOVE WAINS.	ACCOUS. ON CONC.	FURRED-IN-PIPES AT CEILING ACCOUS.
DINING ROOM	126	Q.T.	GSF.T.	GSF.T. 4'-1½" HIGH	GSF.T.	PLASTER ABOVE WAINS.	FURRED ACCOUS.	
DOCTORS OFFICE	134 135	TER.	USF.T.	USF.T. 4'-1½" HIGH	USFT	PLASTER ABOVE WAINS.	FURRED PLASTER	
DRESSING ROOM	108 149	ABR.T.	GSF.T.	GSF.T. 7'-2½" HIGH	GSF.T.	USF.T. ABOVE WAINS.	K.C. FURRED	PIN-RAILS ON 1"x2½" G.S.F.T. PART AS NOTED.
ENTRANCE LOBBY	X	TER.	TER.	X	X	MARBLE	FURRED ACCOUS.	PLASTER COVE AS SHEET NO. 12.
EXAMINING ROOM	122	TER.	GSF.T.	GSF.T. 7'-2½" HIGH	GSF.T.	PLASTER ABOVE WAINS.	FURRED PLASTER	HANGING CABINET WITH SLOPING TOP
HOUSEKEEPER ROOM	110 141	TER.	GSF.T.	GSF.T. 7'-2½" HIGH	GSF.T.	USF.T. ABOVE WAINS.	FURRED PLASTER	SOAPSTONE SHELF
JANITORS ROOM	123	Q.T.	GSF.T.	GSF.T. 7'-2½" HIGH	GSF.T.	PLASTER ABOVE WAINS.	FURRED PLASTER	
KITCHEN	125	Q.T.	GSF.T.	GSF.T. 4'-1½" HIGH	GSF.T.	USFT ABOVE WAINS	FURRED ACCOUS	HANGING CABINET WITH SLOPING TOP
LINEN ROOM	111 146	ASR.T.	GSF.T.	GSF.T. 7'-2½" HIGH	GSF.T.	PLASTER ABOVE WAINS.	FURRED PLASTER	WOOD SHELVES ONLY WHEN HANGING CABINET OMIT. A S.T. BASE.
LOBBY	129	TER.	TER.	X	X	MARBLE	FURRED PLASTER & ACCOUS	SEE SHEET NO. 12. FOR DETAILS
NURSES STATION	104 153	ASR.T.	GSF.T.	GSF.T. 7'-2½" HIGH	GSF.T.	PLASTER ABOVE WAINS.	FURRED ACCOUS.	MEDICINE CABINET AND COUNTER SEE SHEET 11 BULLETIN BOARD
RECORD ROOM	130	TER.	USF.T.	USF.T. 7'-2½" HIGH	USF.T.	PLASTER ABOVE WAINS.	FURRED PLASTER	COUNTER - DETAILED ON SHEET NO. 17
SERVICE VESTIBULE	124	Q.T.	GSF.T.	GSF.T. 4'-1½" HIGH	GSF.T.	USF.T. ABOVE WAINS.	FURRED ACCOUS	
SINGLE BED ROOM	118 141 119 142 120 143	TER.	GSF.T.	GSF.T. 7'-2½" HIGH	GSF.T.	PLASTER ABOVE WAINS.	FURRED PLASTER	
SINK ROOM	105 152	CER.T.	GSF.T.	GSF.T. 7'-2½" HIGH	GSF.T.	USFT ABOVE WAINS.	FURRED ACCOUS.	SOAPSTONE SHELVES
STAIRS	1, 2, 3	SOAP-STONE	USF.T. NO COVE	USF.T.	USF.T.	USFT FLUSH	USFT.	EXP. CONC.	SOAPSTONE TREADS AND PLATFORM
TOILET ADMINISTRATION	132	CER.T.	GSF.T.	GSF.T. 7'-2½" HIGH	GSF.T.	K.C. PL. ABOVE WAINS.	FURRED PLASTER	
TOILET DOCTORS OFF.	135	CER.T.	GSF.T.	GSF.T. 7'-2½" HIGH	GSF.T.	K.C. PL. ABOVE WAINS.	FURRED PLASTER	
TOILET MENS ROOM	114	CER.T.	GSF.T.	GSF.T. 7'-2½" HIGH	GSF.T.	USFT. ABOVE WAINS	FURRED PLASTER	SOAPSTONE. TOILET PARTITIONS
TOILET NURSES ROOM	139	CER.T.	GSF.T.	GSF.T. 7'-2½" HIGH	GSF.T.	USFT. ABOVE WAINS	FURRED PLASTER	K.C. CUBICLE DOORS SOAPSTONE TOILET PARTITIONS
TOILET WOMENS RM.	144	CER.T.	GSF.T.	GSF.T. 7'-2½" HIGH	GSF.T.	USFT. ABOVE WAINS	FURRED PLASTER	SOAPSTONE TOILET PARTITIONS
UTILITY ROOM	106 151	CER.T.	GSF.T.	GSF.T. 7'-2½" HIGH	GSF.T.	USFT. ABOVE WAINS	FURRED ACCOUS	SOAPSTONE SHELVES HANGING CABINET WITH SLOPING TOP
VESTIBULE	X	TER.	TER.	X	X	MARBLE	FURRED PLASTER	SEE SHEET NO. 15 FOR DETAILS.
WARDS	102 137 116 156	TER. & ASF.T.	GSF.T.	GSF.T. 7'-2½" HIGH	GSF.T.	PLASTER ABOVE WAINS	ACCOUS ON CONC	3'-11" HIGH G.S.F.T. PART (TYPICAL) AS NOTED-ACCOUS-ON ALL FURRING
WHEELCHAIR STORAGE RM.	113 128 145	TER. MINUS 1 FOOT	G.S.F.T.	G.S.F.T. 7'-2½" HIGH	G.S.F.T.	PLASTER ABOVE WAINS	FURRED ACCOUS	
TOILET ATTENDANTS	127	CER.T.	GSF.T.	GSF.T. 7'-2½" HIGH	GSF.T.	KC.PL. ABOVE WAINS	FURRED PLASTER	K.C. CUBICLE DOORS SOAPSTONE TOILET PARTITIONS
SHOWER ROOM	107 148 109 150	ABR.T.	GSF.T.	GSF.T. 7'-2½" HIGH	GSF.T.	USFT. ABOVE WAINS	K.C. FURRED	SOAPSTONE SHOWER STALLS SEE SHEET NO. 17 FOR DETAILS

SOAPSTONE CHANGED TO SLATE EXCEPT IN STAIRS

GENERAL NOTES

SEE SHEET NO. 1 FOR ABBREVIATIONS AND MATERIAL SCHEDULE
SEE SHEET NO. 8 FOR DOOR DETAILS - DOOR WIDTH ARE SHOWN ON PLANS
ALL INTERIOR DOOR FRAMES ARE HOLLOW METAL
FOR HEIGHT OF WINDOWS SEE ELEVATIONS AND DETAILS
SEE SHEETS NO. 13 & 14 FOR WALL SECTIONS.
ALL PARTITIONS SHALL BE 6" THICK UNLESS OTHERWISE NOTED.

HARDWARE
DOOR NO. 101. SHALL HAVE HARDWARE TYPE NO. 14.
SEE STRUCTURAL DRAWINGS FOR DETAIL OF STEEL STRUT AT ENDS OF ALL 3'-11" HIGH PARTITIONS

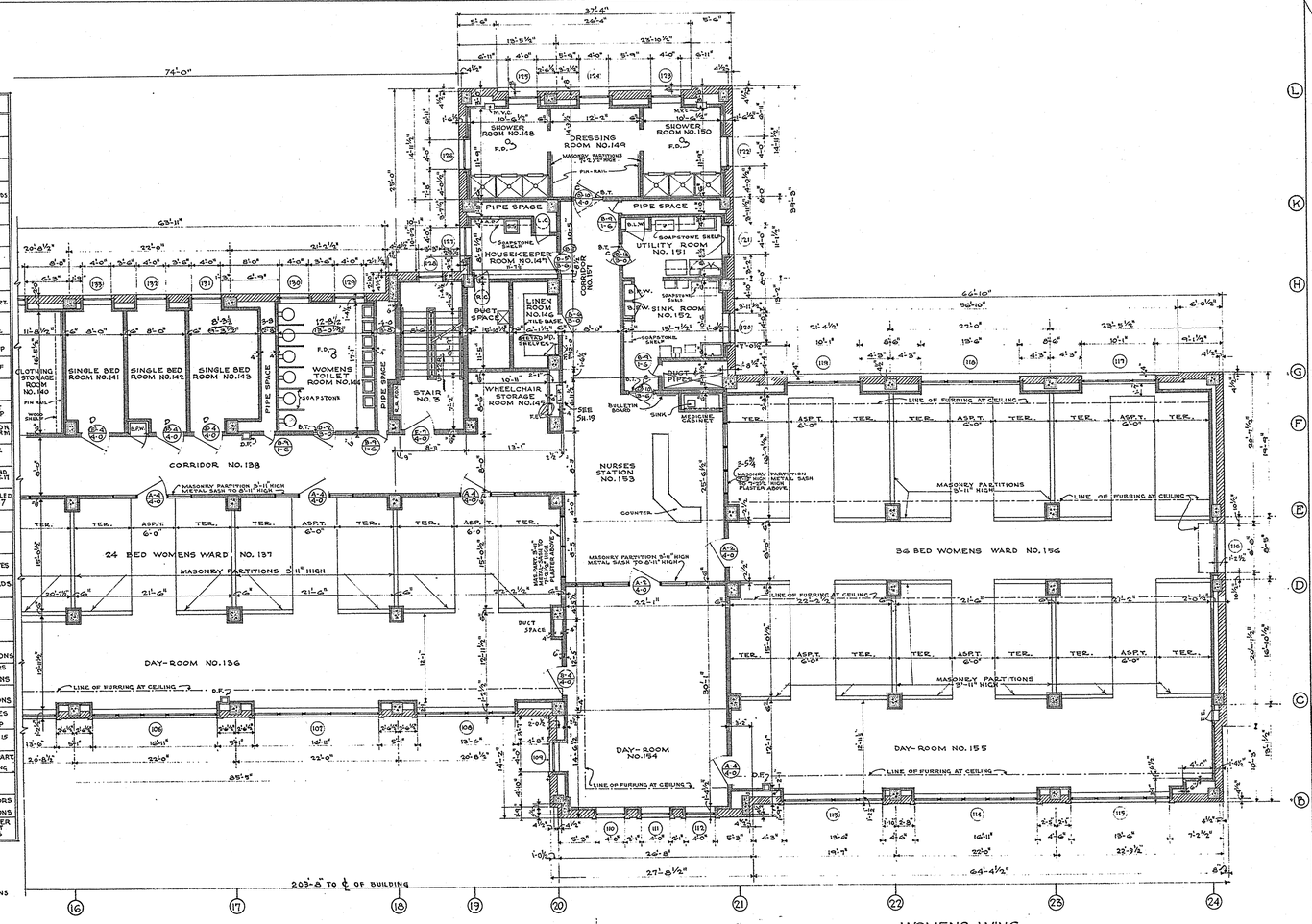

WOMENS WING
BUILDING N-6 & N-7

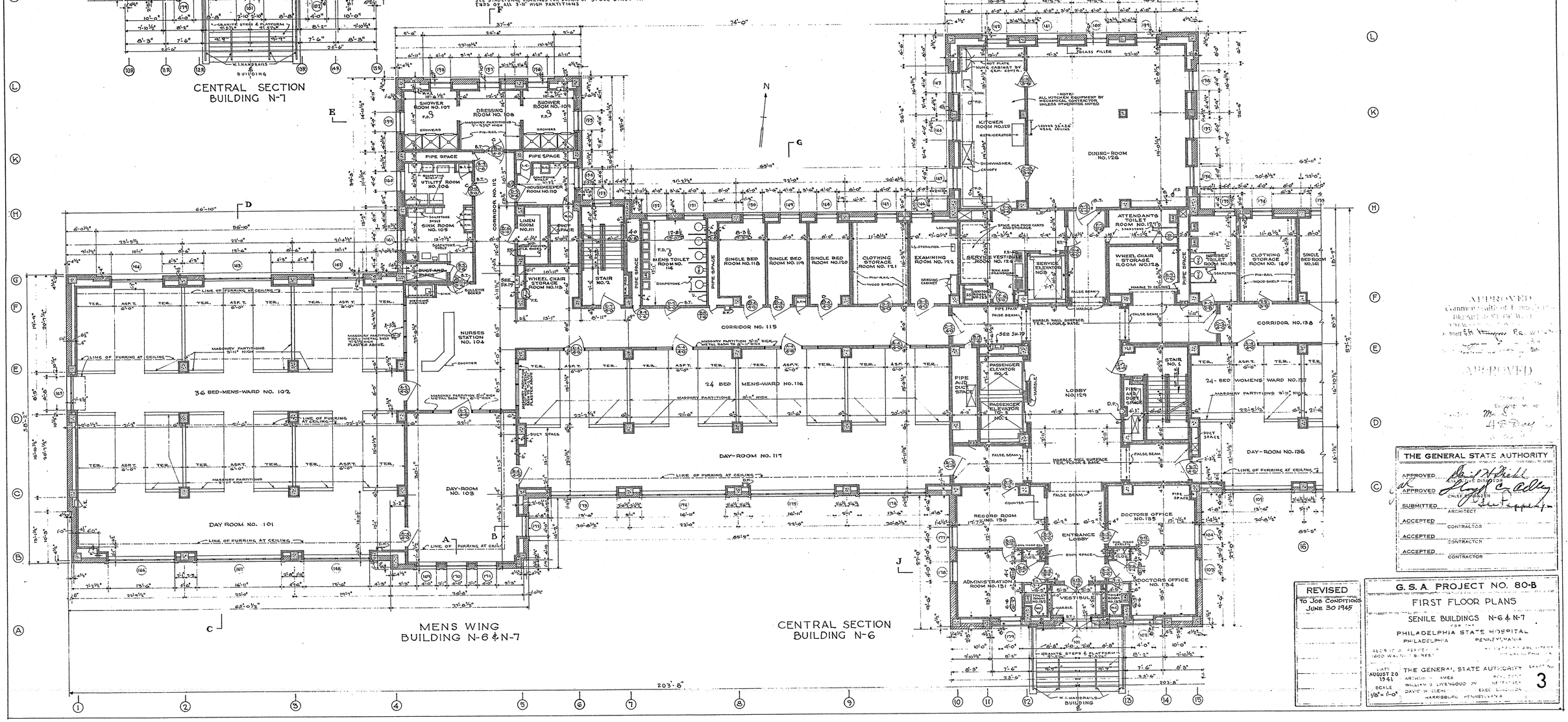

MENS WING
BUILDING N-6 & N-7

CENTRAL SECTION
BUILDING N-6

APPROVED
Commission of Fine Arts
APPROVED
Mr. Lee
Mr. Day

THE GENERAL STATE AUTHORITY	
APPROVED	Daniel K. Reisch, EXECUTIVE DIRECTOR
APPROVED	Floyd E. Dally, CHIEF ENGINEER
SUBMITTED	ARCHITECT
ACCEPTED	CONTRACTOR
ACCEPTED	CONTRACTOR
ACCEPTED	CONTRACTOR

REVISED
TO JOB CONDITIONS
JUNE 30 1945

G. S. A. PROJECT NO. 80-B
FIRST FLOOR PLANS
SENILE BUILDINGS N-6 & N-7
FOR THE
PHILADELPHIA STATE HOSPITAL
PHILADELPHIA PENNSYLVANIA

DATE AUGUST 20 1941
SCALE 1/8" = 1'-0"
THE GENERAL STATE AUTHORITY
ARCHITECT WILLIAM S. LIVENGOOD JR.
ENGINEER DAVID H. DIEHL
HARRISBURG PENNSYLVANIA

3