BEAM & GIRDER SCHEDULE

Mark	Size b	Size T.D.	Straight Steel No.	Straight Steel Size	Straight Steel Remarks	Bent Steel No.	Bent Steel Size	Bent Steel Remarks	Top Steel No.	Top Steel Size	Top Steel Remarks	Stirrups No.	Stirrups Size	Stirrups Type	Stirrups Spacing	Remarks
B400	14	20	2	3/4"φ	B				2	3/4"φ	B	10	3/8"φ	T4	12"o.c.	Pour on top of Roof Beams (B400–B402)
B401	12	20	2	1"□	B				2	1"φ	B	14	3/8"φ	T4	2/3, 3/6, 2/12	
B402	12	20	2	3/4"φ	B				2	3/4"φ	B	10	3/8"φ	T4	12"o.c.	
B300	12	18	1	7/8"φ	A	1	7/8"φ	C	2	3/4"φ	E.S. G	16	3/8"φ	T1	1/6, 1/4, 1/12, 5/18	
B301	12	18	1	7/8"φ		1	3/4"φ	E	1	7/8"φ	I.S.	16	3/8"φ	T1	1/6, 1/4, 1/12, 5/18	
B302	12	18	1	1"φ	A	1	7/8"φ	C			Column Bars E.S. Bent into Beam	16	3/8"φ	T1	1/6, 1/4, 1/12, 5/18	
B303	12	18	1	7/8"φ		1	7/8"φ	E	1	7/8"φ	I.S.	16	3/8"φ	T1	1/6, 1/4, 1/12, 5/18	
B304	12	18	1	1"φ	A	1	1"φ	C	2	3/4"φ	E.S.	8 / 10	3/8"φ	T1	1/6, 1/4, 1/12, 5/18, E.S. / 1/3, 3/6, 1/4, 1/12, 4/18, I.S.	
B305	12	18	1	1"φ		1	7/8"φ	E	1	1"φ	I.S. G	16	3/8"φ	T1	1/6, 1/4, 1/12, 5/18	
B306	12	18	2	1"□	B	1	1"□	F	2	3/4"φ	E.S. G	16	3/8"φ	T1	1/6, 1/4, 1/12, 5/18	
B307	12	18	1	1"φ	A	1	1"φ	C	2	3/4"φ	E.S. G	8 / 10	3/8"φ	T1	1/6, 1/4, 1/12, 5/18 E.S. / 1/3, 3/6, 1/4, 1/12, 4/18 I.S.	
B308	12	18	1	7/8"φ		1	7/8"φ	E	1	1"□	At "J"	16	3/8"φ	T1	1/6, 1/4, 1/12, 5/18	
B309	14	27	1	1"φ	A	1	1"□	C			Column Bars E.S. Bent into Beam	16	3/8"φ	T2	1/6, 1/4, 1/12, 5/18	
B310	14	27	1	1"φ		1	1"□	E				16	3/8"φ	T1	1/6, 1/4, 1/12, 5/18	
B311	12	27	1	1"φ		1	1"φ	E				16	3/8"φ	T1	1/6, 1/4, 1/12, 5/18	
B312	12	18	2	1"□	A	2	1"□	C			Column Bars E.S. Bent into Beam	6 / 20	3/8"φ	T1	1/6, 15"o.c. E.S. / 1/3, 7/7, 6/10, I.S.	
B313	12	24	2	3/4"φ	B	1	7/8"φ	E				14	3/8"φ	T2	1/6, 1/12, 5/18	
B314	12	36	2	7/8"φ	A	1	1"φ	D Extend 18'-0 into B315				14	3/8"φ	T2	1/6, 9/18	2-1/2"φ each face horizontal 2 layers (B314–B316)
B315	12	36	2	1"□					1	1 1/8"□	At "H" Line	14	3/8"φ	T2	1/6, 9/18	
B316	12	36	3	1 1/8"□	A	2	1 1/4"□	D			Column Bars E.S. Bent into Beam	35 / 15	1/2"φ	T2 / T1	4"o.c. I.S. / 7"o.c. E.S.	
B317	14	27	1	1"φ		1	1"□	E				16	3/8"φ	T1	1/6, 1/4, 1/12, 5/18	
B318	12	18	2 (B318–B319)	7/8"φ	A				2 (B318–B319)	7/8"φ	A., F.L.	8	3/8"φ	T1	1/6, 3/18	
B319	12	18										6	3/8"φ	T2	1/6, 2/18	
B320	10	18	1	7/8"φ	B	1	7/8"φ	F								
B321	6	12	2	1/2"φ	B											
B322	14	25	1	1"φ	A	1	1"φ	D				8	3/8"φ	T2	18"o.c.	Recess for brick (B322–B323)
B323	14	25	1	1"φ	A	1	1"φ	D				10	3/8"φ	T2	18"o.c.	
B324	14	25	2	1"φ	B				2	1"φ	B, F.L.	6	3/8"φ	T2	18"o.c.	Recess for brick (B324–B326)
B325	14	25	1	1"φ	A	1	1"φ	D				14	3/8"φ	T2	18"o.c.	
B326	14	25	1	1"φ	A	1	1"φ	D				11	3/8"φ	T2	18"o.c.	
B327	12	24	2 (B327–B328)	1"φ	A				2 (B327–B328)	7/8"φ	F.L. to 1/3 pt.	7	3/8"φ	T2	18"o.c.	
B328	12	24									of B329	5 / 4	3/8"φ	T2 / T1	1/6, 4/12 At "4 1/2" / 1/6, 1/4, 2/12, At "5"	
B329	14	24	2	3/4"φ		1	1"φ	E	2	1"□	At "7"	12 / 23	3/8"φ	T1	1/3, 3/6, 3/4, 7/12 At "5" / 7/2, 7/4, 5/6, 4/12 At "7"	
B330	14	24	2	1"φ	A	2	1"φ	C	2	1"φ	G At "8"	19 / 18	1/2"φ / 3/8"φ	T1 / T1	7/3, 6/6, 4/4, At "7" / 5/3, 5/6, 5/4, 3/12, At "8"	
B331	8	12	2	3/4"φ	B											
B332	8	12	2	3/4"φ	B											
B333	14	27	2	3/4"φ	A	1	1"φ	C			Column Bars E.S. Bent into Beam	16	3/8"φ	T2	1/6, 1/4, 1/12, 5/18	Recess for brick (B333–B334)
B334	14	27	1	1"φ		2	3/4"φ	E				16	3/8"φ	T2	1/6, 1/4, 1/12, 5/18	
G300	14	21	2	1"φ	A Extend 4'-0 beyond	2	1"φ	D	2	7/8"φ	E.S. G	14 / 6	3/8"φ / 1/2"φ	T2 / T2	1/6, 6/8, 1/15, 9/18 E.S. / 2'-0 o.c. I.S.	Recess for brick (G300–G301)
G301	14	21	2	7/8"φ	℄ of int. column				2	7/8"φ	F.L. Extend into G300	15	3/8"φ	T2	12"o.c.	
G302	12	20	2	7/8"φ	A Extend 4'-0	1	7/8"φ	D	2	3/4"φ	E.S. G	5 / 17	3/8"φ	T1	1/6, 4/18 E.S. / 1/2, 10/5	
G303	12	20	2	1"□	beyond ℄	2	1"φ	E	1	1"φ	I.S. at "2" & "10"	40	3/8"φ	T1	1/3, 19/6	
G304	12	20	2	7/8"φ	of int. columns				1	1"□	F.L. Extend into G303 & G305	16	3/8"φ	T1	1/2, 7/12	
G305	12	20	2	1"□	A	2	1"□	D	2 / 1	3/4"φ / 1"□	E.S. G / I.S.	6 / 24	3/8"φ	T1	1/6, 3/18, E.S. / 1/3 23/4 1/2	
G306	12	27	2	7/8"φ	A	1	7/8"φ	D	2	1"φ	E.S. G	5 / 10	3/8"φ	T1	1/6, 4/18, E.S. / 1/3, 9/9	
G307	12	27	2	1"φ		2	7/8"φ	E	1	7/8"φ	I.S. at "2" & "10"	14 / 18	3/8"φ	T1	1/3, 13/9 at "2"-"10" / 1/6, 9/12	
G308	12	27	2	1"φ	Extend 5'-0 beyond ℄				2	1"φ	F.L. Extend into G307 & G309	16	3/8"φ	T1	1/4, 7/12	
G309	12	20	2	1"φ	of col. at line "4"-"8"	2	1"□	D	2	7/8"φ	E.S. G	28 / 10	3/8"φ	T1	2 1/4, I.S. / 1/2, 9/12	
G310	14	27	2	3/4"φ	A	2	3/4"φ	D	2	1"φ	E.S. G	10	3/8"φ	T2	1/6, 4/18	Recess for brick (G310–G316)
G311	14	27	2	3/4"φ		2	7/8"φ	E	1	5/8"φ	Each I.S.	22	3/8"φ	T2	1/3, 19/12	
G312	14	27	2	3/4"φ		2	3/4"φ	E				12	3/8"φ	T2	1/3, 5/18	
G313	14	27	4 (G313–G314)	3/4"φ					2 (G313–G314)	3/4"φ	F.L. Extend	10	3/8"φ	T3	1/6, 4/12	
G314	14	27									into G312 & G315	6 / 3	3/8"φ	T2	1/2, 2/3, 1/6, 1/4, 1/12, at "5" / 1/3, 2/18 at "4 1/2"	
G315	14	27	2	3/4"φ		2	7/8"φ	E				26	3/8"φ	T2	1/2, 3/3, 4/6, 1/4, 2/12, 2/18	
G316	14	27	2	3/4"φ		2	3/4"φ	E	1 / 1	1"□ / 3/4"φ	at "7" / at "9"	28	3/8"φ	T2 / T3	1/3, 3/6, 4/4, 4/12	
G317	12	20	2	7/8"φ	A	1	1"φ	D	2	3/4"φ	E.S. G	8 / 20	3/8"φ	T1	3/8, 3/12, E.S. / 1/2, 19/4 I.S.	
G318	12	20	2	1"φ		2	1"φ	E	1 / 1	7/8"φ / 5/8"φ	at "2" & "10" / at "3" & "9"	40	3/8"φ	T1	20/6	
G319	12	20	1	7/8"φ	Extend 4'-0 beyond ℄	1	1"φ	E				20	3/8"φ	T1	10/8	
G320	12	26 1/2	2	7/8"φ	of interior columns	2	7/8"φ	E				20	3/8"φ	T2	10/11	
G321	12	26 1/2	1	1"□		1	1"□	E				20	3/8"φ	T2	2/6, 8/12	
G322	14	27	2	3/4"φ	A	2	3/4"φ	D	2	1"φ	E.S. G	10	3/8"φ	T2	1/4, 4/18	Recess for brick (G322–G324)
G323	14	27	2	3/4"φ		2	3/4"φ	E	1	5/8"φ	Each I.S.	14	3/8"φ	T2	1/4, 9/18	
G324	14	27	2	3/4"φ	A	2	3/4"φ	D	2	1"φ	E.S. G	10	3/8"φ	T2	1/12, 4/18	
B200	10	18	1	7/8"φ	A	1	7/8"φ	C	2	3/4"φ	E.S. G	16	3/8"φ	T1	1/6, 1/12, 6/15	
B201	10	18	1	7/8"φ		1	3/4"φ	E	1	7/8"φ	Each I.S.	16	3/8"φ	T1	1/6, 1/12, 6/15	
B202	14	28 1/2	2	7/8"φ	A	2	7/8"φ	C	2 / 1	1"□ / 5/8"φ	E.S. G / at "E"	7 / 10	3/8"φ	T2	1/3, 1/12, 5/18 E.S. / 1/3, 9/11 I.S.	
B203	14	28 1/2	2	3/4"φ	A	2	3/4"φ	C	2	1"□	E.S. G	14	3/8"φ	T2	1/3, 1/12, 5/18	Recess for brick (B203–B204)
B204	14	28 1/2	2	3/4"φ		2	3/4"φ	E				14	3/8"φ	T2	1/3, 1/12, 5/18	
G200	14	30	2	1"□	A Extend 5'-0 beyond ℄	2	1"□	D	1	1 1/4"□	I.S. Col. bars bt. into Girder	13 / 26	3/8"φ	T1	1/6, 12/18, E.S. / 26/4, I.S.	
G201	14	30	2	1 1/8"□	A of interior column	2	1"□	D	1	1"□	I.S. Col. bars bt. into Girder	13 / 14	3/8"φ	T2	1/6, 12/18, E.S. / 4/3, 4/6, 3/4, 3/15 I.S.	Recess for brick
G202	16 1/2	28 1/2	2 (G202–G203)	7/8"φ	A Extend into G204				2 (G202–G203)	7/8"φ	A Extend into	6	3/8"φ	T2	18"o.c.	1" Lug for brick (G202–G205)
G203	16 1/2	28 1/2									G204	6	3/8"φ	T2	18"o.c.	
G204	16 1/2	28 1/2	2	7/8"φ		2	7/8"φ	E.				13	3/8"φ	T2	18"o.c.	
G205	16 1/2	28 1/2	2	7/8"φ	A	2	7/8"φ	D				13	3/8"φ	T2	18"o.c.	
B100	7	13 3/4	1	5/8"φ	A	1	3/4"φ	D				15	1/4"φ	T2	12"o.c.	
B100A	7	13 3/4	1	5/8"φ	B	1	3/4"φ	F				10	1/4"φ	T2	12"o.c.	
B101	10	12	2	3/4"φ	B	1	7/8"φ	F				10	3/8"φ	T2	2/3, 3/6, 1/4	
B102	14	24 3/4	2	7/8"φ	A Extend 4'-0 beyond ℄	2	1"φ	C	2	1"φ	E.S. G	13 / 15	3/8"φ	T2	4/3, 3/6, 1/4, 1/12, 4/18, E.S. / 6/3, 6/6, 1/4, 1/12, 1/18, I.S.	Recess for brick (B102–B103)
B103	14	24 3/4	2	7/8"φ	of interior column	2	7/8"φ	E	1	1"φ	I.S.	26	3/8"φ	T2	4/3, 3/6, 1/4, 1/12, 4/18	
B104	12	22	2	3/4"φ	A Extend 4'-0 beyond ℄	2	7/8"φ	C	2	7/8"φ	E.S. G	9 / 14	3/8"φ	T1	1/3, 1/6, 3/4, 2/12, 3/18, E.S. / 1/3, 5/6, 3/4, 4/12, 3/18, I.S.	
B105	12	22	2	3/4"φ	of interior column	2	3/4"φ	E	1	1"φ	I.S.	20	3/8"φ	T1	1/3, 1/6, 3/4, 3/12, 3/18	
B106	12	22	2	7/8"φ	A Extend 4'-0 beyond ℄	2	7/8"φ	C	2	7/8"φ	E.S. G	11 / 14	3/8"φ	T1	1/3, 3/6, 2/4, 1/12, 4/18, E.S. / 3/3, 5/6, 2/4, 1/12, 2/18, I.S.	
B107	12	22	2	7/8"φ	of interior column	2	3/4"φ	E	1	1"□	I.S.	22	3/8"φ	T1	1/3, 3/6, 2/4, 2/12, 3/18	
B108	12	22	2	7/8"φ	A Extend 4'-0 beyond ℄	2	1"φ	C	2	7/8"φ	E.S. G	13 / 17	3/8"φ	T1	4/3, 4/6, 1/4, 4/18, E.S. / 8/3, 5/6, 1/4, 3/18, I.S.	
B109	12	22	2	7/8"φ	of interior column	2	7/8"φ	E	1	1"φ	I.S.	26	3/8"φ	T1	4/3, 4/6, 1/4, 4/18	
B110	12	22	2	7/8"φ	A Extend 4'-0 beyond ℄	2	1"φ	C	2	7/8"φ	E.S. G	16 / 21	3/8"φ	T1	7/3, 4/6, 1/4, 1/12, 3/18, E.S. / 4/3, 4/6, 1/4, 1/12, 1/18, I.S.	
B111	12	22	2	7/8"φ	of interior column	2	3/4"φ	E	1	1 1/8"□	I.S.	24	3/8"φ	T1	3/3, 3/6, 1/4, 1/12, 4/18	
B112	12	22	2	7/8"φ	A	2	7/8"φ	C	2	7/8"φ	E.S. G	12 / 17	3/8"φ	T1	3/3, 3/6, 1/4, 1/12, 4/18, E.S. / 6/3, 6/6, 1/4, 1/12, 3/18, I.S.	
B113	12	22	2	1"φ	A Extend 4'-0 beyond ℄	2	7/8"φ	C	2	7/8"φ	E.S. G	16 / 19	3/8"φ	T1	5/3, 5/6, 1/4, 2/12, 3/18, E.S. / 7/3, 4/6, 1/4, 1/12, 1/18	
B114	12	22	2	7/8"φ	of interior column	2	7/8"φ	E	1 / 1	1 1/8"□ / 1"□	At Col. K4, K8, H4 / At Col. J4, J8	32	3/8"φ	T1	5/3, 5/6, 1/4, 2/12, 3/18	

COLUMN & FOOTING SCHEDULE

Column / Floor	A4 A8	A6	B4 C4 D4 B8 C8 D8	B6 C6 D6 E6	E4 E8	F2½	F3	F9¼	F10	G1 G11 L1 L11	G2	G3
Machine Room Floor												
Main Roof												
Stair Tower Roof										29K	53K	59K
Main Kitchen Roof						12K	20K	27K	14K			
(column)	42K	80K	58K	95K	69K	12x12 4-3/4"φ	12x9 4-3/4"φ	12x9 4-3/4"φ	12x12 4-3/4"φ	14x14 4-7/8"φ	12x16 4-1"φ	12x16 4-1"φ
First Floor	14x14 2-1"□ o.f. 2-1"φ i.f.	14x14 4-1"φ	14x14 2-1"□ o.f. 2-1"φ i.f.	14x14 4-1"φ	14x14 2-1"□ o.f. 2-1"φ i.f.	Wall	Wall	Wall	Wall	52K / 81K	98K / 151K	120K / 179K
Basement Floor										14x14 4-7/8"φ	16x16 6-1"φ	16x16 8-1"φ
Footing	2'-9x2'-9 x18" thk. 5-1/2"φ e.w.	3'-9x3'-9 x18" thk. 7-1/2"φ e.w.	3'-3x3'-3 x18" thk. 7-1/2"φ e.w.	4'-3x4'-3 x18" thk. 9-1/2"φ e.w.	3'-6x3'-6 x18" thk. 7-1/2"φ e.w.	X	X	X	X	3'-9x3'-9 x18" thk. 7-1/2"φ e.w.	5'-3x5'-3 x24" thk. 10-1/2"φ e.w.	5'-3x5'-3 x24" thk. 12-1/2"φ e.w.

Column / Floor	G4	G4½	G5	G7	G8	G9	G10	H1 J1 K1 H11 J11 K11	GH4	GH4½	H2 H10 J2 J10 K2 K10	H3 H9 J3 J9 K3 K9
Machine Room Floor												
Main Roof	78K	45K							33K	44K		
Stair Tower Roof	14x14 4-7/8"φ	12x14 4-7/8"φ	128K	149K	105K	56K	59K	46K	12x12 4-3/4"φ	12x12 4-3/4"φ	66K	57K
Main Kitchen Roof												
(column)			14x14 4-1"φ	14x14 4-1 1/8"□	14x14 4-7/8"φ	12x16 4-1"φ	12x16 4-1"φ	16x12 4-1"φ			12x12 4-3/4"φ	12x12 4-3/4"φ
First Floor	64K / 142K	10K / 55K	58K / 186K	72K / 221K	71K / 176K	X	73K / 132K	78K / 124K	26K / 59K	26K / 70K	128K / 194K	123K / 180K
Basement Floor	14x14 4-1 1/8"□	12x14 4-7/8"φ	16x16 8-1"φ	16x16 8-1 1/8"□	16x16 6-1"φ	X	16x16 6-1"φ	16x16 6-1"φ	12x12 4-3/4"φ	12x12 4-3/4"φ	16x16 4-1 1/4"□	16x16 4-1 1/4"□
Footing	5'-0x5'-0 x24" thk. 10-1/2"φ e.w.	3'-3x3'-3 x24" thk. 7-1/2"φ e.w.	5'-3x5'-3 x24" thk. 12-1/2"φ e.w.	6'-3x6'-3 x24" thk. 14-1/2"φ e.w.	5'-9x5'-9 x24" thk. 12-1/2"φ e.w.	X	5'-0x5'-0 x24" thk. 10-1/2"φ e.w.	4'-9x4'-9 x24" thk. 10-1/2"φ e.w.	3'-3x3'-3 x18" thk. 7-1/2"φ e.w.	3'-6x3'-6 x18" thk. 7-1/2"φ e.w.	5'-9x5'-9 x24" thk. 12-1/2"φ e.w.	5'-9x5'-9 x24" thk. 12-1/2"φ e.w.

Column / Floor	H4 H8 J4 J8	K4 K8	H5	H7	J5 J7	K5 K7	L2 L10	L3 L9	L4 L8	L5 L7	G8½	G9¼
Machine Room Floor												
Main Roof												
Stair Tower Roof	62K (72K-H8)	66K	116K	116K	67K	60K	48K	49K	49K	40K	X	X
Main Kitchen Roof												
(column)	12x12 4-3/4"φ	12x12 4-3/4"φ	12x12 4-1 1/8"□	12x12 4-1 1/8"□	12x12 4-3/4"φ	12x12 4-3/4"φ	12x16 4-1"φ	12x16 4-1"φ	12x26 6-7/8"φ	12x14 4-1"φ	X	X
First Floor	123K / 185K (195K H8)	124K / 190K	100K / 216K	115K / 231K	130K / 197K	152K / 212K	81K / 129K	84K / 133K	64K / 113K	Wall	70K	87K
Basement Floor	16x16 4-1 1/4"□	16x16 4-1 1/4"□	16x16 8-1"□	16x16 8-1 1/8"□	16x16 8-1"□	16x16 8-1"□	16x16 6-1"φ	16x16 6-1"φ	12x26 6-7/8"φ		14x14 4-7/8"φ	14x14 4-7/8"φ
Footing	5'-9x5'-9 x24" thk. 12-1/2"φ e.w.	5'-9x5'-9 x24" thk. 12-1/2"φ e.w.	6'-3x6'-3 x24" thk. 14-1/2"φ e.w.	6'-6x6'-6 x24" thk. 15-1/2"φ e.w.	5'-9x5'-9 x24" thk. 12-1/2"φ e.w.	6'-3x6'-3 x24" thk. 14-1/2"φ e.w.	4'-9x4'-9 x24" thk. 10-1/2"φ e.w.	5'-0x5'-0 x24" thk. 10-1/2"φ e.w.	4'-6x4'-6 x18" thk. 10-1/2"φ e.w.	X	3'-6x3'-6 x18" thk. 7-1/2"φ e.w.	4'-0x4'-0 x18" thk. 9-1/2"φ e.w.

For H8: 6'-0x6'-0 x24" thk. 14-1/2"φ e.w.

NOTE: Column Sizes are shown with east-west dimension given first

DESIGN DATA

Live Loads: Roofs-30 Lbs. per sq. ft.; Fan Floor-150 Lbs. per sq. ft.; Floors 100 Lbs. per sq. ft.
Total Dead & Live Loads: Roofs-100 Lbs. per sq. ft.; Floors-200 Lbs. per sq. ft.
Concrete: 28 day strength 2500 Lbs. per sq. in. min.
Reinforcing Steel: 24000 Lbs. per sq. in. max. Soil Pressure 6000 Lbs. per sq. ft.

2" Concrete cover over main column steel

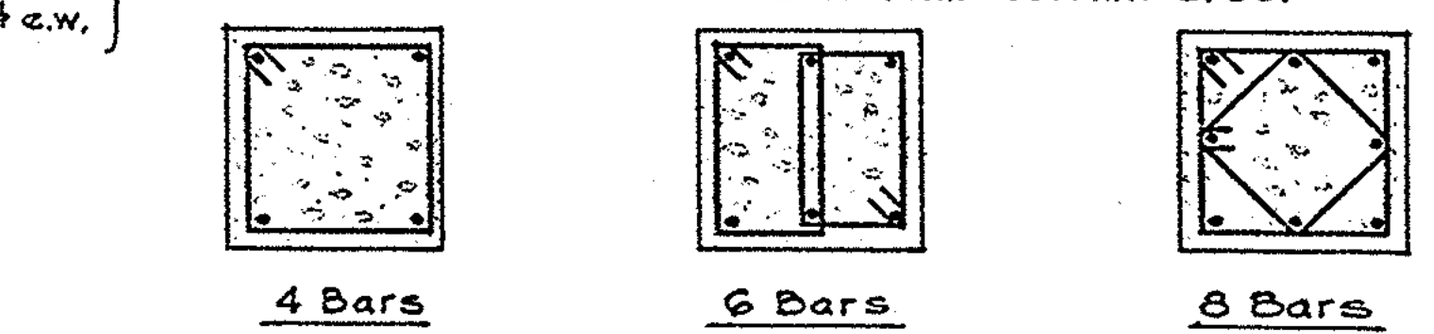

DETAIL OF COLUMN TIES
All ties-3/8"φ-12"o.c.

BEAM & GIRDER SCHEDULE CONTD.

Mark	Size b	Size T.D.	Straight Steel No.	Straight Steel Size	Straight Steel Remarks	Bent Steel No.	Bent Steel Size	Bent Steel Remarks	Top Steel No.	Top Steel Size	Top Steel Remarks	Stirrups No.	Stirrups Size	Stirrups Type	Stirrups Spacing	Remarks
B115	12	22	2	1"φ	A Extend 4'-0 beyond ℄	2	1"φ	C	2	7/8"φ	E.S. G	14 / 20	3/8"φ	T1	4/3, 5/6, 1/4, 1/12, 3/18, E.S. / 3/3, 3/6, 1/4, 2/12, 1/18, I.S.	Depress top of beams 2" at Girder G118
B116	12	22	2	7/8"φ	of interior column	2	7/8"φ	E	1	7/8"φ	I.S.	34	3/8"φ	T1	6/3, 6/6, 1/4, 2/12, 2/18	
B117	12	22	2	1"□	B	2	1"φ	D				20	3/8"φ	T1	1/3, 2/6, 1/4, 2/12, 4/18	
B118	12	24/40 1/4	See Section "204-204" Sht. S5													
B119	12	24	2	1 1/4"□	B	1	1 1/4"□	D				15 / 17	3/8"φ	T1-T2	6/3, 4/6, 1/4, 1/12, 3/18, E.S. / 7/3, 5/6, 1/4, 1/12, 3/18, I.S.	
B120	12	22	2 (B120–B121)	7/8"φ	A Extend 4'-0 into B114-B116				2 (B120–B121)	1"φ	A Extend 7'-6 into B114-B116	13	3/8"φ	T4	1/3, 1/6, 1/4, at GH4-GH4½ 12"o.c.	
B121	12	22										9	3/8"φ	T2	12"o.c.	
B122	12	22	2	3/4"φ	B				2	3/4"φ		10	3/8"φ	T2	12"o.c.	
G100	14	24 3/4	2	7/8"φ	A Extend 4'-0 beyond ℄	2	7/8"φ	C	2	1"φ	E.S. G	7 / 18	3/8"φ	T2	1/6, 6/12, E.S. / 6/2, 6/4, 6/7, I.S.	Recess for brick (G100–G102)
G101	14	24 3/4	2	1"φ	of column	2	1"φ	E				48	3/8"φ	T2	6/3, 6/4, 6/6, 6/7	
G102	14	24 3/4	2	7/8"φ	A	2	7/8"φ	C	2	1"φ	E.S. Extend into slab	22 / 7	3/8"φ	T2	8/3, 6/4, 6/6, I.S. / 1/6, 6/12, E.S.	
G103	14/19	24 3/4 / 51 1/4	2	1 1/8"□	A Extend 2'-0 into wall	2	1"□	D Extend 4'-0 into wall				12	3/8"φ	T2	1/3, 1/6, 1/4, 1/12, 2/18	Sections "108-108 109-109" Sht. S5
G104	14	24 3/4	2	1 1/8"□	A	2	1 1/8"□	D				13 / 7	3/8"φ	T2	13/3 at wall / 1/3, 1/6, 1/4, 1/12, 3/18	
G105	14	29	4	3/4"φ					4	3/4"φ	Extend 4'-0 into wall	11	3/8"φ	T2	12"o.c.	
G106	16	24	2	1"□	A	2	1"φ	D				7 / 15	1/2"φ	T1	1/4, 6/12, E.S. / 1/3, 6/5, 8/6, I.S.	
G107	16	24	2	1 1/8"□		2	1 1/4"□	E				38	1/2"φ	T1	1/3, 12/6, 6/7	
G108	16	24	2	7/8"φ	Extend 4'-0 beyond ℄ of column	2	1"φ	E				20	1/2"φ	T1	1/2, 9/9	
G109	16	24	2	1"□		2	1"□	E	1	7/8"φ	At "K4"	19 / 23	1/2"φ	T1	1/2, 13/3 1/2, 1/12, 4/15 at K4 / 16/3, 1/13, 4/15, at K5	
G110	16	24	2	1"□		2	1"□	E	1	5/8"φ	At "K8"	22 / 17	1/2"φ	T1	1/3, 21/5 at K7 / 1/2, 8/6, 8/7 at K8	
G111	16	24	2	1"□		2	1"φ	E	2 / 2	1 1/4"□ / 1"□	At "K5" / At "K7"	44	1/2"φ	T1	17/2, 1/18, 4/12	1-1 1/4"□ x 8'-0 Bottom at "K5"
G112	16	24	2	1"φ	A	2	1"φ	D				7 / 17	1/2"φ	T1	1/4, 6/12, E.S. / 1/2, 16/5, I.S.	
G113	16	24	2	1 1/8"□		2	1 1/4"□	E	1	5/8"φ	At "H2"-"H10"	42	1/2"φ	T1	1/4, 10/5, 10/6	
G114	16	24	2	7/8"φ		2	1"φ	E				15 / 7	1/2"φ	T1	1/2, 14/6, At "H3"-"H9" / 1/6, 6/12, At "H4"-"H8"	
					Extend 4'-0 beyond ℄											
G116	16	24	2	7/8"φ	of column	2	7/8"φ	E				18	1/2"φ	T1	1/6, 8/12	
G117	16	24	2	1"□		2	1 1/8"□	E				30	1/2"φ	T1	1/2, 7/7, 7/8	
G118	16	22	3	1"□		2	1 1/8"□	E				15 / 20	1/2"φ	T1	1/3, 14/7, At "H5" / 1/2, 10/5, 9/6, At "H7"	
G119	16	24	2	1"□	A	2	1"φ	D	1	1"□	At "J2"-"J10"	7 / 20	1/2"φ	T1	1/4, 8/12, E.S. / 1/3, 19/4, I.S.	
G120	16	24	2	1 1/4"□		2	1 1/4"□	E	1	3/4"φ	At "J9"	48	1/2"φ	T1	1/2, 23/5	
G121	16	24	2	1"φ	Extend 4'-0 beyond ℄	2	1"φ	E	1	7/8"φ	At "J8"	28	1/2"φ	T1	1/2, 13/6	
G122	16	24	2	1 1/8"□	of column	2	1 1/4"□	E	1	3/4"φ	At "J7"	46	1/2"φ	T1	1/2, 22/5	
G123	16	24	2	1"□		2	1 1/8"□	E				34	1/2"φ	T1	1/2, 10/6, 6/7	
G124	14	24 3/4	2	7/8"φ	A	2	7/8"φ	C	2	1"φ	E.S. G	7 / 14	1/2"φ	T2	1/4, 9/12, E.S. / 1/2, 13/6, I.S.	Recess for brick (G124–G134)
G125	14	24 3/4	2	1 1/8"□		2	1"□	E	2	1"□	At "G2"	42	1/2"φ	T2	1/4, 19/5, 19/6	
G126	14	24 3/4	2	1"□	Extend 4'-0 beyond ℄	2	7/8"φ	E	2	1 1/8"□	At "G3"	38	1/2"φ	T2	1/3, 9/4, 9/5	
G127	14	24 3/4	2 (G127–G128)	1"φ	of column				2	7/8"φ	Extend into G126-G129	9	1/2"φ	T4	12"o.c.	
G128	14	24 3/4										9	1/2"φ	T4	12"o.c.	
G129	14	24 3/4	2	1"φ		2	7/8"φ	E	1	1"φ	At "G7"	18	1/2"φ	T2	1/3, 8/12	
G130	14	24 3/4	2 (G130–G131)	1"φ	Extend 4'-0 beyond ℄ "G7" & 2'-0 beyond ℄ "G8½"	2	7/8"φ	E				18	1/2"φ	T2	1/3, 8/12	
G131	14	24 3/4							2 (G131–G132)	7/8"φ	Extend into	8 / 3	1/2"φ	T4	1/2, 7/12, At G8 / 1/2, 3/6, At G8½	
G132	14	42	4	1 1/4"□	B						G130 & G133	5 / 9	1/2"φ	T4	1/2, 4/12, At G8½ / 1/2, 8/5, At G9¼	
G133	14	24 3/4	2	7/8"φ	Extend 2'-0 beyond G9¼ & 4'-0 beyond G10	2	7/8"φ	E				10 / 10	1/2"φ	T2	1/2, 9/6, At G9¼ / 1/3, 9/12, At G10	
G134	14	24 3/4	2	7/8"φ	A Extend 4'-0 beyond "G10"	2	1"φ	C	2	1"φ	E.S. G	10 / 7	1/2"φ	T2	1/3, 9/9, E.S. / 1/4, 6/12, I.S.	

SLAB SCHEDULE

Mark	Slab Thick.	St. Steel Size	St. Steel Spcg.	Bt. Steel Size	Bt. Steel Spcg.	Top Steel Size	Top Steel Spcg.	Temp. Steel Size	Temp. Steel Spcg.	Remarks
S500	4"	3/8"φ	11"	3/8"φ	11"			3/8"φ	14"	
S400	4"	3/8"φ	16	1/2"φ	16			3/8"φ	14	
S401	4"	3/8"φ	8					3/8"φ	8	Pour after machine beams have been set.
S300	4	3/8"φ	20	3/8"φ	20			3/8"φ	14	Thicken slab 1" where noted on plan.
S301	4	3/8"φ	16	3/8"φ	16			3/8"φ	14	
S302	4	3/8"φ	18	3/8"φ	18			3/8"φ	14	Thicken slab 1" where noted on plan.
S303	4	3/8"φ	11	3/8"φ	11			3/8"φ	14	
S304	5	1/2"φ	14	1/2"φ	14			3/8"φ	14	
S200	4	3/8"φ	18	3/8"φ	18			3/8"φ	14	
S201	4	3/8"φ	20	3/8"φ	20			3/8"φ	14	Thicken slab 1" where noted on plan.
S100	4½	3/8"φ	16	1/2"φ	16			3/8"φ	15	
S101	4½	3/8"φ	16	1/2"φ	16			3/8"φ	15	
S102	4½	3/8"φ	14	1/2"φ	14	3/8"φ	14	3/8"φ	15	Over beam between S102-S102
S103	4½	3/8"φ	18	1/2"φ	18			3/8"φ	15	
S104	4½	3/8"φ	16	1/2"φ	16			3/8"φ	15	Thicken slab 1" where noted on plan
S105	4½	3/8"φ	16	1/2"φ	16			3/8"φ	15	Extend st. & bt. steel in top across S106
S106	4½	Steel extended from S105						3/8"φ	15	
S107	5½	1/2"φ	11	1/2"φ	11			3/8"φ	12	
S108	5	3/8"φ	18	3/8"φ	18			3/8"φ	14	
S109	5	1/2"φ	6					3/8"φ	12	1-1/2"φ in each nosing
S110	5	1/2"φ	8					3/8"φ	12	do.
S111	4½	3/8"φ	14	1/2"φ	14			3/8"φ	15	
S112	7	1/2"φ	5					3/8"φ	10	1-1/2"φ in each nosing
S113	5	1/2"φ	14	1/2"φ	14			3/8"φ	14	
S114	4	3/8"φ	12	3/8"φ	12			3/8"φ	14	See Section 201-201 on Sht. S2
S115	5					1/2"φ	6	3/8"φ	14	Cantilever slab Extend 4'-0 into top of S102.

SLAB DETAILS

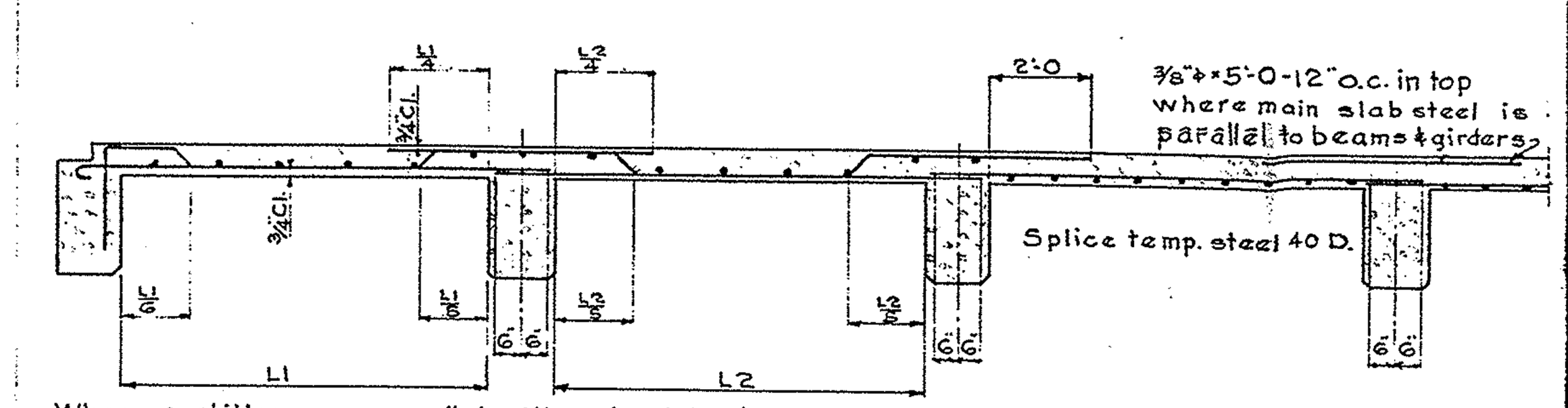

Where partitions run parallel with main slab steel increase reinforcing 50% for a width of 5'-0

BEAM & GIRDER DETAILS

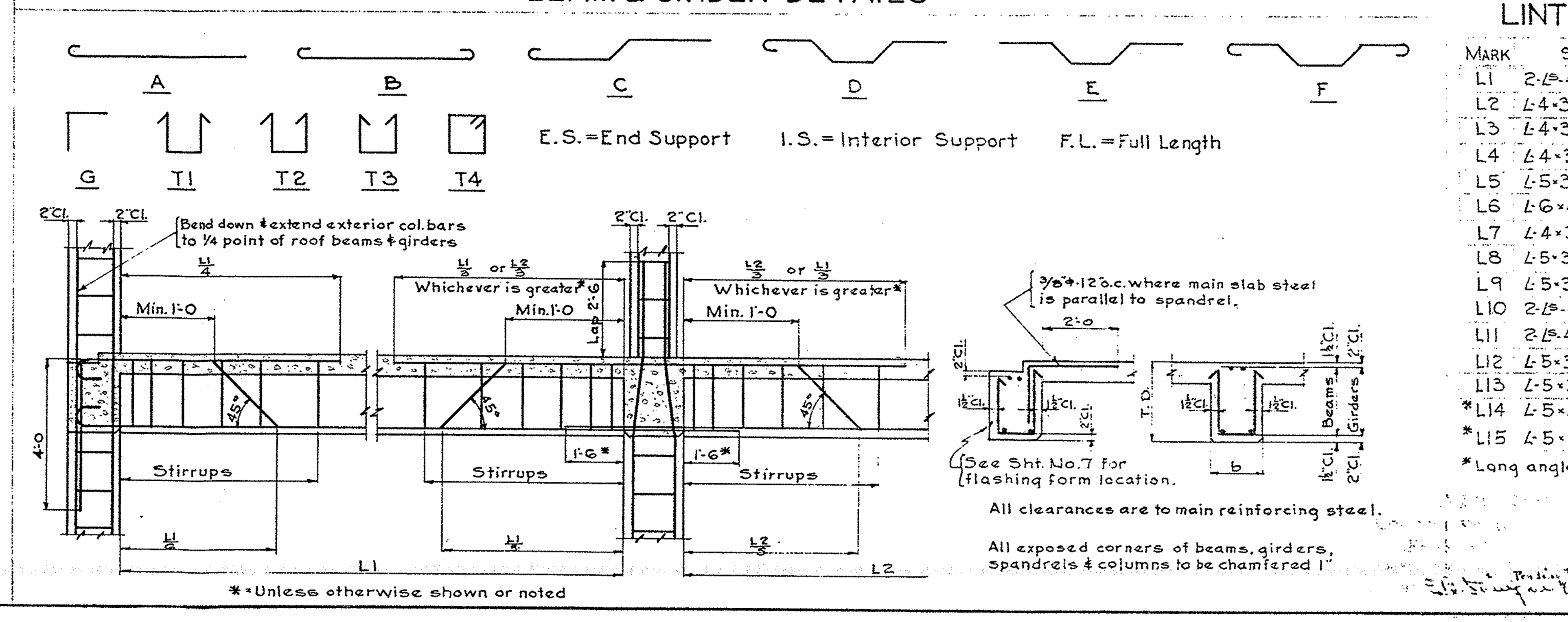

* = Unless otherwise shown or noted

All clearances are to main reinforcing steel.

All exposed corners of beams, girders, spandrels & columns to be chamfered 1"

LINTEL SCHEDULE

Mark	Size	Remarks
L1	2-∠s-4x3½x5/16x5'-0	Loose
L2	∠-4x3½x5/16x4'-6	Loose
L3	∠-4x3½x5/16x5'-0	Loose
L4	∠-4x3½x5/16x4'-0	Loose
L5	∠-5x3½x5/16x12'-0	Loose
L6	∠-6x4x½x12'-0	Bolt to G301, 5/8"φ-2'-0 o.c. See Sht. No. 8
L7	∠-4x3½x5/16x5'-4	Loose
L8	∠-5x3½x5/16x9'-6	Bolt to concrete 5/8"φ @ 2'-0 o.c.
L9	∠-5x3½x5/16x6'-4	Do.
L10	2-∠s-4x3½x5/16x4'-0	Loose
L11	2-∠s-4x3½x5/16x6'-0	Loose
L12	∠-5x3x5/16x3'-6	Bolt to concrete 5/8"φ @ 2'-0 o.c.
L13	∠-5x3x5/16x9'-5¼	Do.
*L14	∠-5x3x5/16x54'-10¼	Do.
*L15	∠-5x3x5/16x41'-11¾	Do.

*Long angles may be shipped in multiple lgths.

REVISED

APPROVED [signature]
SECRETARY OF PROPERTY & SUPPLIES
APPROVED [signature]
CHIEF ENGINEER OF PROPERTY & SUPPLIES
APPROVED
SUBMITTED [signature: James L. Cherry]
ARCHITECT
ACCEPTED [signature] Secretary
GEN. CONTRACTOR
ACCEPTED
CONTRACTOR

STRUCTURAL SCHEDULES

DIETARY BUILDING N-5
PHILADELPHIA STATE HOSPITAL
PHILADELPHIA, PENNA.

H. A. KULJIAN & CO. ARCHITECTS & ENGINEERS
1518 WALNUT ST. PHILADELPHIA, PENNA.

DATE 7/15/44
SCALE —

COMMONWEALTH OF PENNA.
EDWARD MARTIN - GOVERNOR
DEPT. OF PROPERTY & SUPPLIES
CHESTER M. WOOLWORTH - SECRETARY
HARRISBURG, PENNA.

SHEET NO. S4

DRAWN BY MWR CHECKED BY A.S.