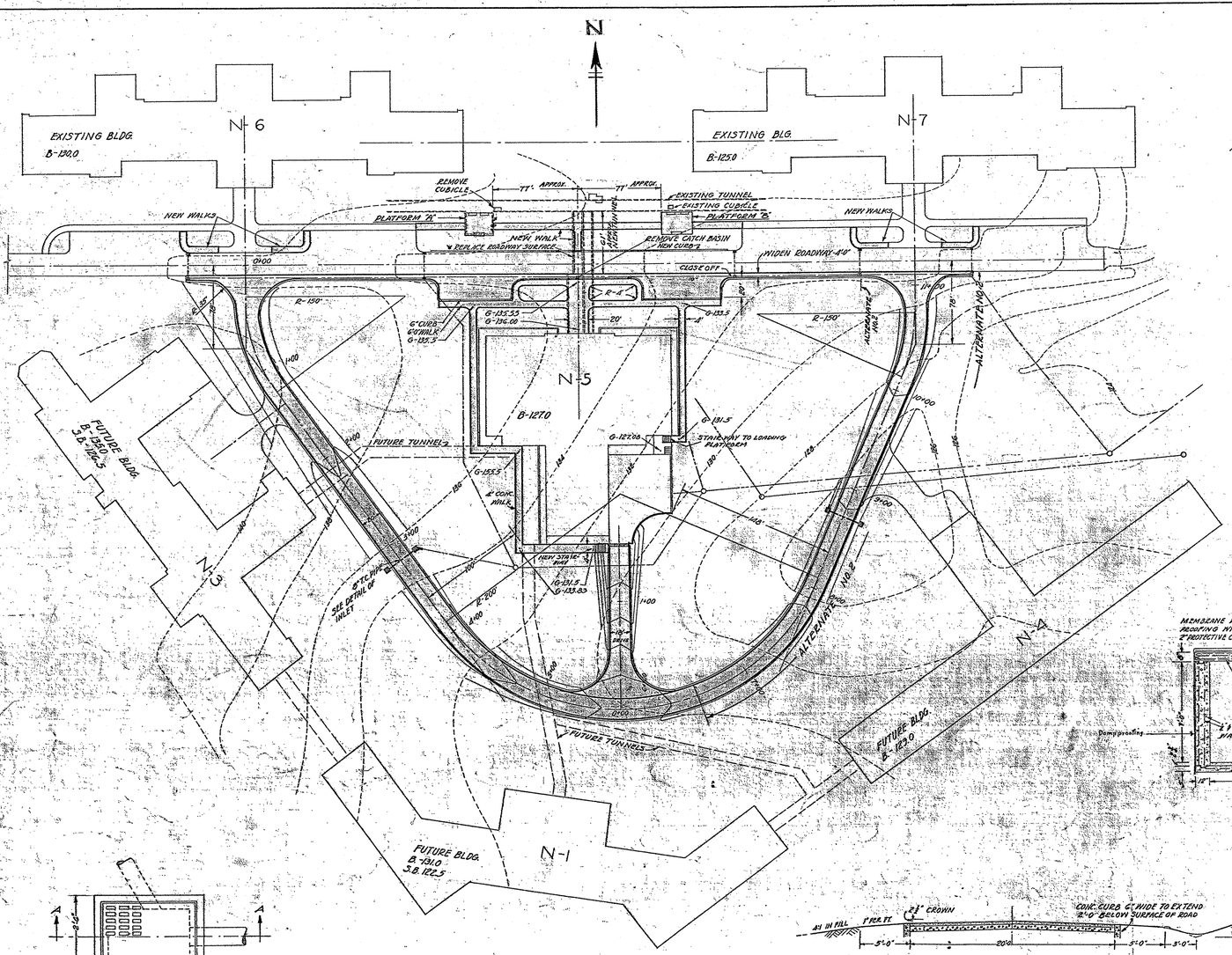

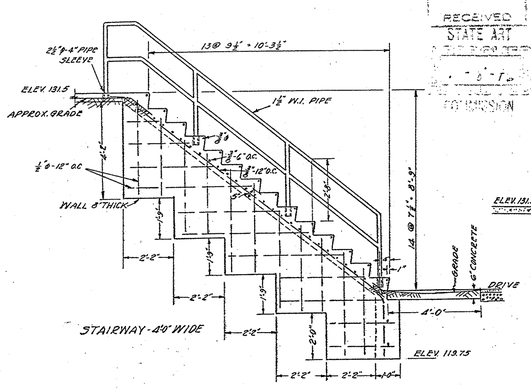

ELEVATION OF OUTSIDE STAIRWAY
SCALE: ½" = 1'-0"

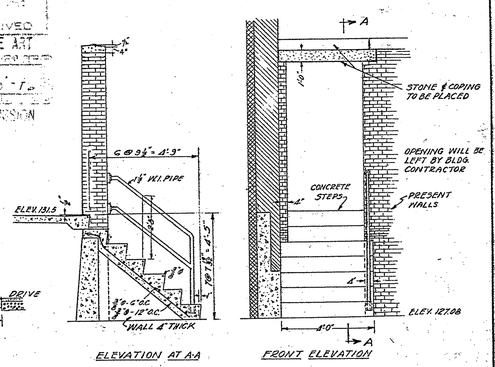

ELEVATION AT A-A

FRONT ELEVATION

STAIRWAY TO LOADING PLATFORM
SCALE: ½" = 1'-0"



SECTION C-C
SCALE: ½" = 1'-0"

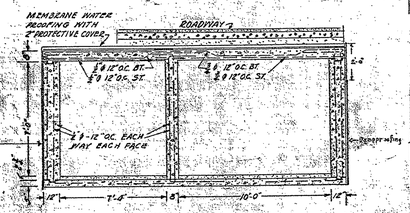

SECTION B-B
SCALE: ½" = 1'-0"



TUNNEL PLAN
SCALE: ⅛" = 1'-0"

SECTION A-A
SCALE: ⅛" = 1'-0"

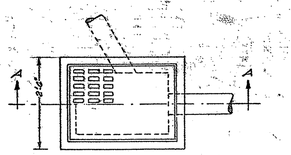

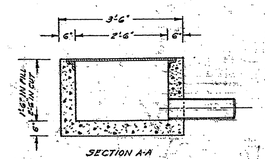

SECTION A-A

INLET DETAILS
SCALE: ½" = 1'-0"

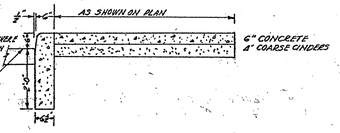

SECTION THROUGH CONCRETE WALK & CURB
SCALE: ½" = 1'-0"

ROADWAY SECTION

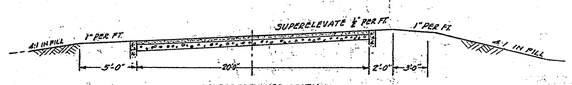

SUPERELEVATED SECTION

SECTION OF DRIVE
SCALE: ½" = 1'-0"

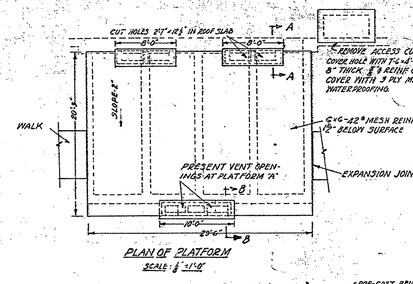

PLAN OF PLATFORM
SCALE: ½" = 1'-0"

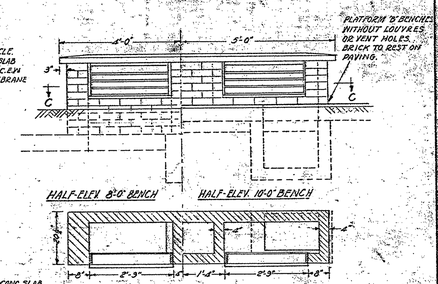

PLAN SECTION C-C
SCALE: ½" = 1'-0"

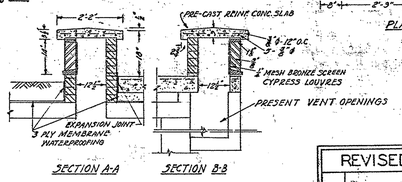

SECTION A-A

SECTION B-B

PROFILE OF ROADWAY

SCALE: 1" = 50'-0" HORIZ.
1" = 5'-0" VERT.

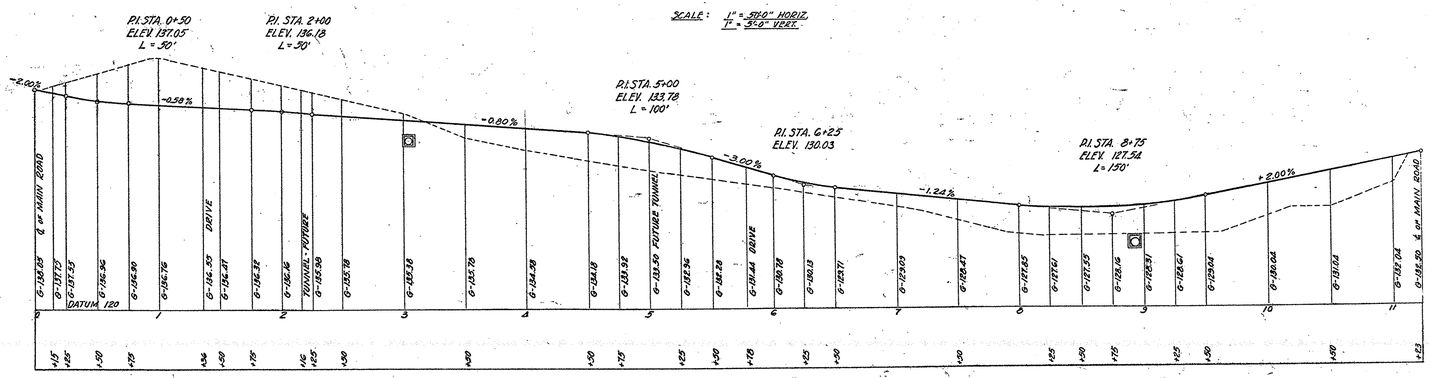

PROFILE OF DRIVE

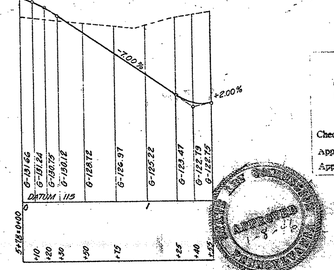

APPROVED
Commonwealth of Pennsylvania
Department of Labor & Industry
Bureau of Inspection
Buildings Section
Checked By
Approved By
Approval Date

APPROVED
Commonwealth of Pennsylvania
DEPARTMENT OF PUBLIC WELFARE
BUREAU OF INSTITUTIONAL AND ADMINISTRATIVE SERVICES
Architect — Date 1-19-46
Secretary — Date

REVISED

APPROVED
Secretary of Property & Supplies
APPROVED
Chief Engineer of Property & Supplies
APPROVED
Submitted — Architect
Accepted — Contractor
Accepted — Contractor

LANDSCAPE WORK & TUNNEL EXTENSION

TUNNEL CONNECTION, WALKS, ROADS, GRADING AND SERVICE
DIETARY BLDG. NS. PHILA. STATE HOSP. PHILA. PA.
H. A. KULJIAN & CO. ARCHITECTS & ENGINEERS
1318 WALNUT ST. PHILADELPHIA PENNA.

DATE	COMMONWEALTH OF PENNA.	SHEET NO.
SCALE 1"=50'	EDWARD MARTIN GOVERNOR DEPT. OF PROPERTY & SUPPLIES CHESTER M. WOOLWORTH SECRETARY HARRISBURG PENNA.	1 PART II

DRAWN BY J.S.J. CHECKED BY E.J.P.

688