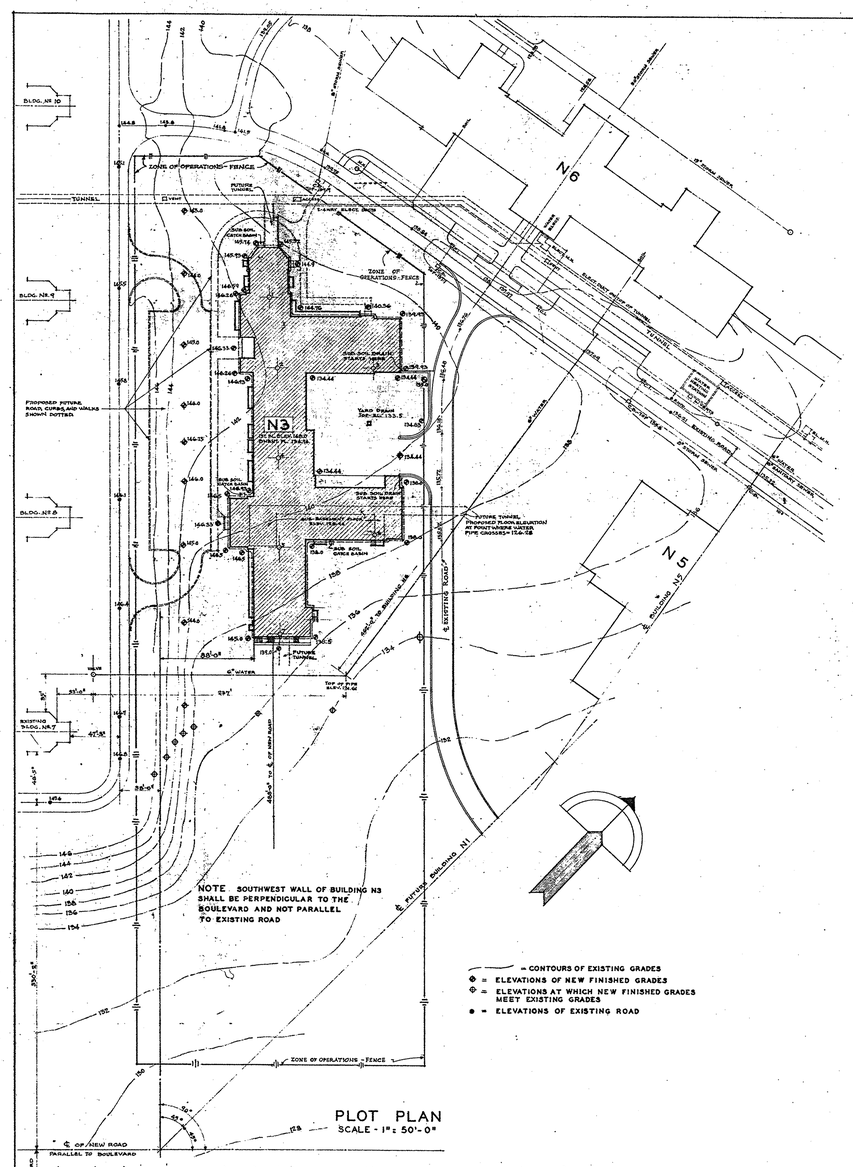

PLOT PLAN
SCALE - 1" = 50'-0"

— = CONTOURS OF EXISTING GRADES
⊕ = ELEVATIONS OF NEW FINISHED GRADES
⊕ = ELEVATIONS AT WHICH NEW FINISHED GRADES MEET EXISTING GRADES
● = ELEVATIONS OF EXISTING ROAD

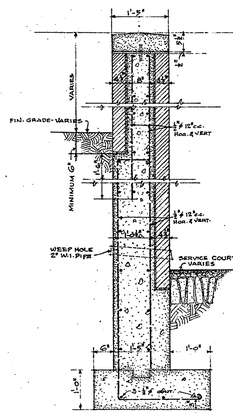

SECTION A

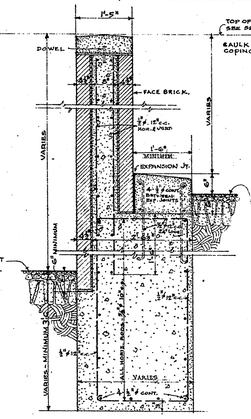

SECTION B

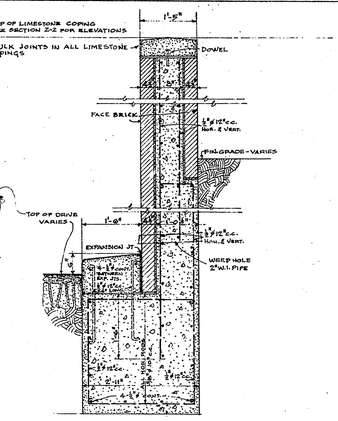

SECTION C

RETAINING WALL DETAILS
SCALE 3/4" = 1'-0"

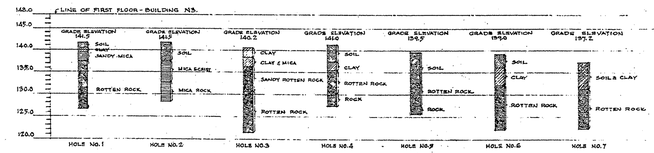

TEST BORING DIAGRAM FOR THERAPY LABORATORY BUILDING N3

#8283
STATE ART COMMISSION
APR 3 1947
RECEIVED
STATE ART
4-3-47
COMMISSION

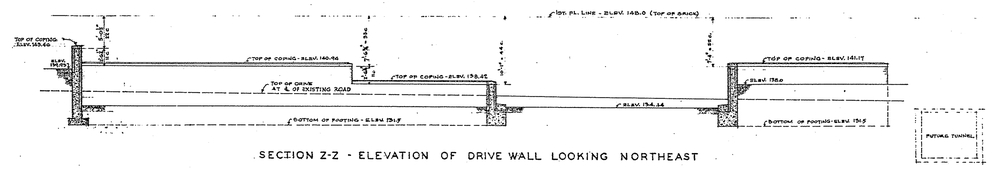

SECTION Z-Z - ELEVATION OF DRIVE WALL LOOKING NORTHEAST

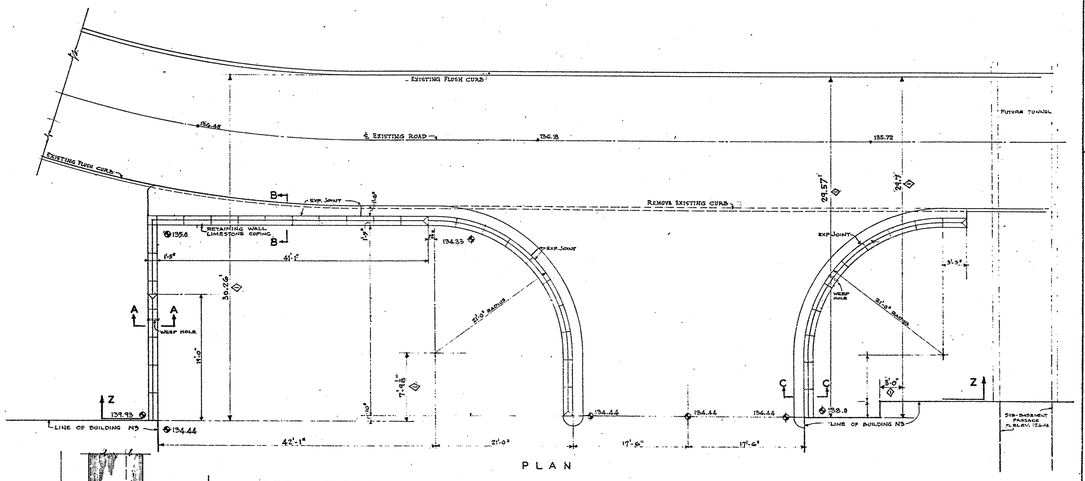

PLAN

DETAILS OF RETAINING WALL & DRIVE TO SERVICE COURT
SCALE 1/8" = 1'-0"

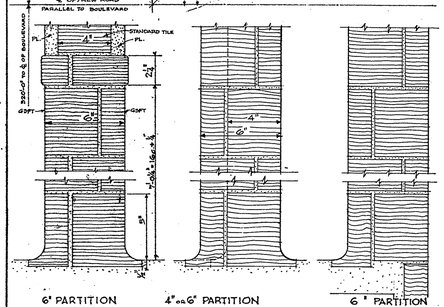

6" PARTITION
PLASTER ABOVE WAINSCOT BOTH SIDES

4" or 6" PARTITION
GSFT BOTH SIDES
NOTE:- OMIT FINISHED SURFACE IN PIPE & DUCT SPACES.

6" PARTITION
GSFT BOTH SIDES AT STAIRS #2 & #3

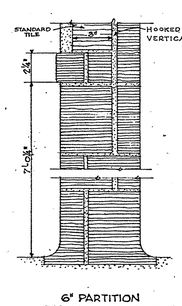

6" PARTITION
PLASTER ABOVE WAINSCOT ONE SIDE, GSFT OTHER SIDE.

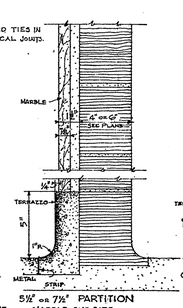

5½" or 7½" PARTITION
MARBLE ONE SIDE, GSFT OTHER SIDE

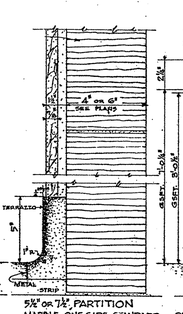

5½" or 7½" PARTITION
MARBLE ONE SIDE, STANDARD TILE OTHER SIDE.

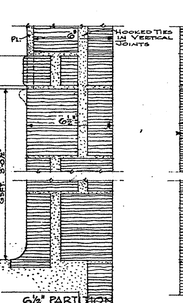

6½" PARTITION
PLASTER ABOVE WAINSCOT ONE SIDE, GSFT OTHER SIDE, OCCURS AT STAIR #1 ONLY.

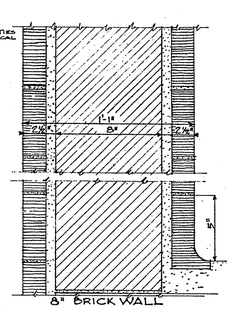

8" BRICK WALL
GSFT BOTH SIDES

INTERIOR WALL SECTIONS - THERAPY WING
SCALE - 3" = 1'-0"

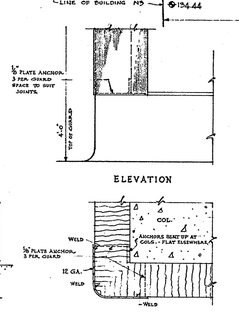

PLAN

DETAIL OF CORNER GUARDS
SCALE 3" = 1'-0"

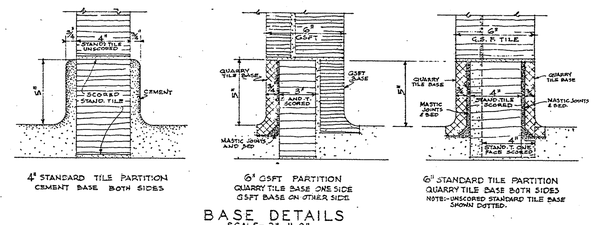

4" STANDARD TILE PARTITION
CEMENT BASE BOTH SIDES

6" GSFT PARTITION
QUARRY TILE BASE ONE SIDE
GSFT BASE ON OTHER SIDE

6" STANDARD TILE PARTITION
QUARRY TILE BASE BOTH SIDES
NOTE:- UNSCORED STANDARD TILE BASE SHOWN DOTTED.

BASE DETAILS
SCALE - 3" = 1'-0"

◊ REVISED AS CONSTRUCTED
1-16-1950

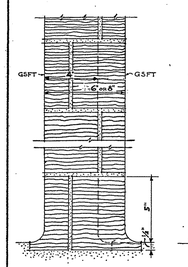

4"-6" or 8" PARTITION
GSFT BOTH SIDES.
NOTE: OMIT FINISHED SURFACE IN PIPE & DUCT SPACES.

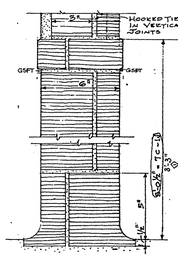

6" PARTITION
PLASTER ABOVE WAINS. ONE SIDE.
NOTE: PLASTER BOTH SIDES WITH STANDARD TILE BETWEEN SHOWN DOTTED.

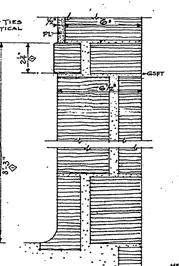

6½" PARTITION
PLASTER ABOVE WAINSCOT ONE SIDE.
OCCURS AT STAIRS ONLY.

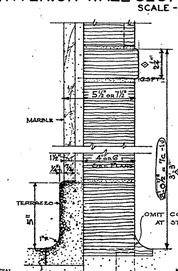

5½" or 7½" PARTITION
MARBLE ONE SIDE, GSFT OTHER SIDE
NOTE:- PLASTER ABOVE WAINSCOT ON ONE SIDE SHOWN DOTTED.

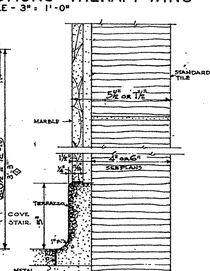

5½" or 7½" PARTITION
MARBLE ONE SIDE, STANDARD TILE OTHER SIDE

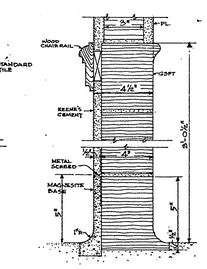

4½" PARTITION
PLASTER ONE SIDE, GSFT OTHER SIDE.

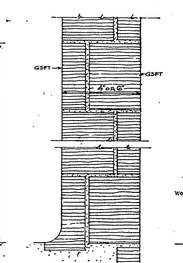

6" PARTITION
GSFT BOTH SIDES.
AT STAIRS

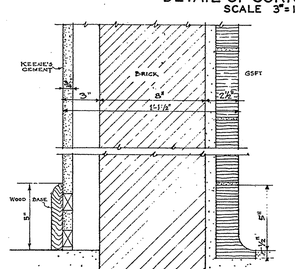

8" BRICK WALL
PLASTER ONE SIDE, GSFT OTHER SIDE

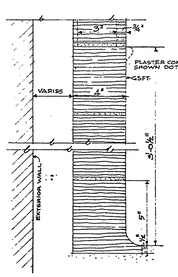

DETAIL OF TYPICAL FURRING OF EXTERIOR WALLS.

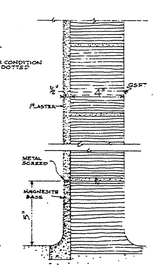

4½" PARTITION
PLASTER ONE SIDE
GSFT OTHER SIDE

INTERIOR WALL SECTIONS - LABORATORY WING
SCALE - 3" = 1'-0"

APPROVED
Commonwealth of Pennsylvania
DEPARTMENT OF PUBLIC WELFARE
BUREAU OF ARCHITECTURE
Architect Robert Foerster Date 4-28-47
Chief Bureau R. Beeler 5-22-47

APPROVED
Commonwealth of Pennsylvania
Department of Industry
Bureau of Inspection
Buildings Section
Checked By
Approved By Chief
Approval Date

APPROVED	C. H. Woolworth
APPROVED	Chief Construction & Supply of Property & Supplies
APPROVED	
SUBMITTED	Architect
ACCEPTED	Contractor

REVISED

PLOT PLAN - DRIVE DETAILS
INTERIOR WALL SECTIONS
ACTIVE THERAPY BUILDING N3
FOR THE
PHILADELPHIA STATE HOSPITAL
PHILADELPHIA PENNSYLVANIA
GEORGE W. TEPPER, JR. REGISTERED ARCHITECT
225 S. 15 TH. STREET PHILADELPHIA, PA.

DATE	COMMONWEALTH OF PENNA.	SHEET NO
4-1-47	JAMES H. DUFF, GOVERNOR	7
SCALE AS NOTED	DEPT. PROPERTY & SUPPLIES — C. H. WOOLWORTH, SECRETARY — HARRISBURG, PENNSYLVANIA	

3-6-3