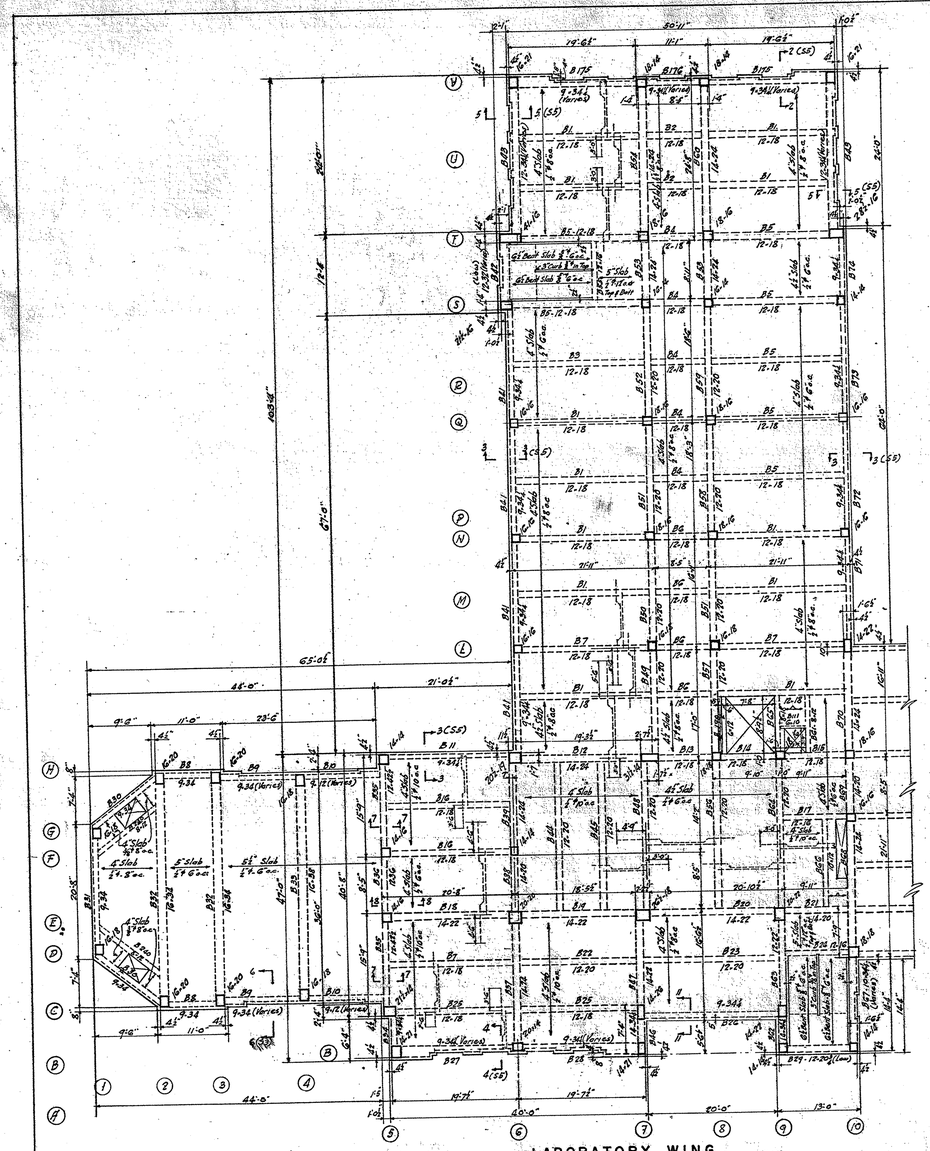

LABORATORY WING

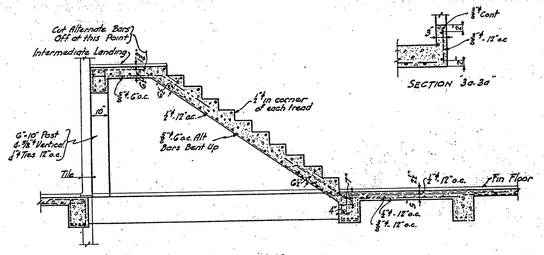

SECTION 10-10

SECTION 3a-3a

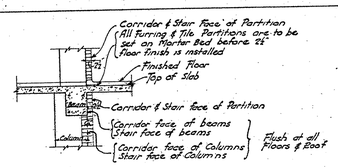

TYPICAL DETAIL SHOWING LOCATION OF BEAMS AND COLUMNS ALONG CORRIDORS AND AT STAIRS

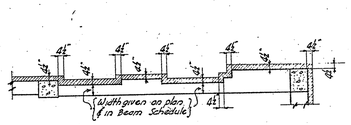

TYPICAL PLAN DETAIL OF SPANDREL BEAMS

Showing Variations in width of beam. For size and location of breaks see Architectural Floor Plans

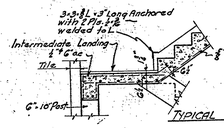

SECTION 9-9

TYPICAL STAIR CONSTRUCTION

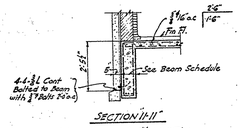

SECTION 11-11

Typical For 3rd, 4th & P.H. Floors

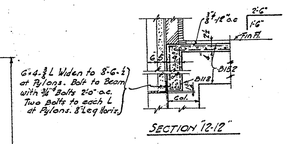

SECTION 12-12

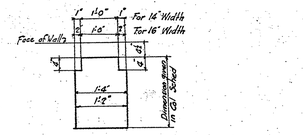

PLAN OF COLS M16 V16 & V19 SHOWING VARIATION IN WIDTH

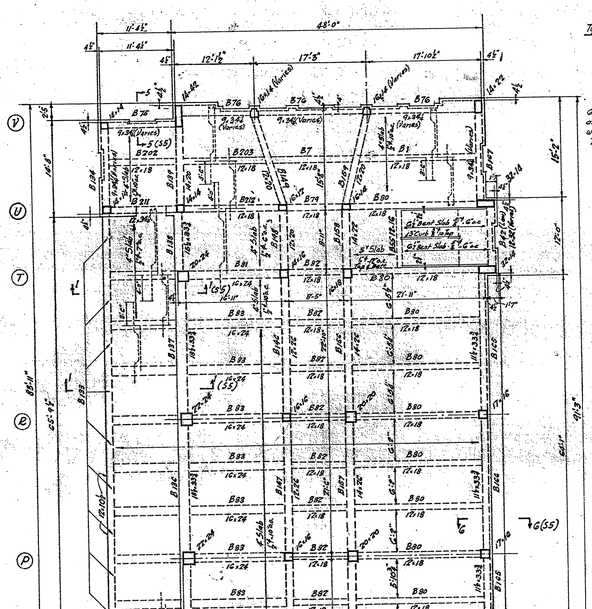

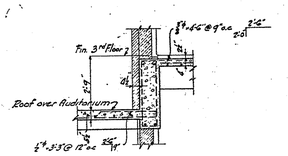

SECTION 7-7

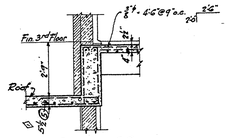

SECTION 8-8

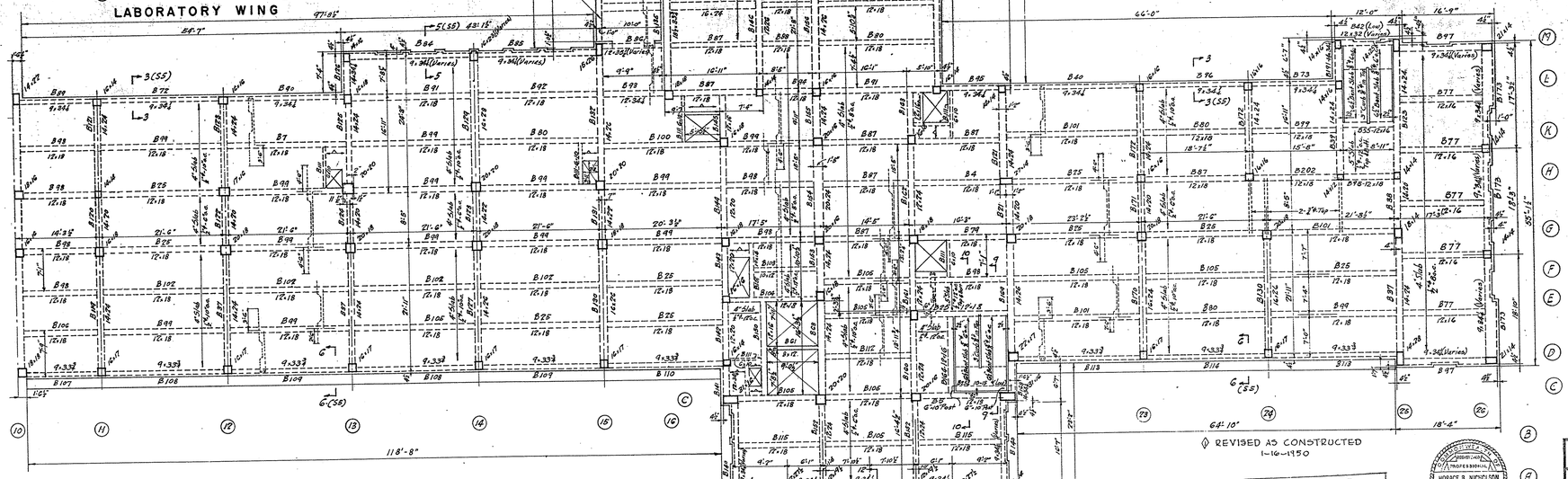

THERAPY WING

Notes:
Slab shown thus Indicates 4" Slab - 5/8" ϕ 12" o.c.
Section shown thus 2 2 (SS) Indicates that Section 2-2 is drawn on Sht SS.
Provide 6 x 3½ x ⅜ Continuous shelf angle around perimeter of building, bolted to spandrel beam with ¾" bolts - 2'-0" o.c.

◊ REVISED AS CONSTRUCTED 1-16-1950

APPROVED
Commonwealth of Pennsylvania
DEPARTMENT OF WELFARE
BUREAU OF INSTITUTIONAL MANAGEMENT
Architect [signature] Date 10-17
Secretary [signature] Date 11-22-47

APPROVED
Commonwealth of Pennsylvania
Department of Labor and Industry
Bureau of Inspection
Buildings Section
Checked By [signature]
Approved By [signature] Chief
Approval Date 4-3-47

HORACE B. NICHOLSON
CONSULTING ENGINEER
223 BROAD ST. STATION
PHILADELPHIA - PENNA.

REGISTERED PROFESSIONAL ENGINEER
HORACE B. NICHOLSON
No. 1121
PENNSYLVANIA

REVISED

APPROVED [signature] SECRETARY OF PROPERTY & SUPPLIES
APPROVED [signature] CHIEF CONSTRUCTION ENGINEER OF PROPERTY & SUPPLIES
APPROVED [signature] ARCHITECT
SUBMITTED [signature]
ACCEPTED [signature] CONTRACTOR

THIRD FLOOR CONSTRUCTION

ACTIVE THERAPY BUILDING N 3
FOR THE
PHILADELPHIA STATE HOSPITAL
PHILADELPHIA PENNSYLVANIA
GEORGE W. PEPPER, JR. REGISTERED ARCHITECT
22 S 50.15 TH. ST. PHILADELPHIA PA.

DATE	COMMONWEALTH OF PENNA.	SHEET NO.
4-1-47	JAMES H. DUFF GOVERNOR	S4
SCALE ⅛"=1'0"	DEPT. PROPERTY & SUPPLIES C. M. WOOLWORTH SECRETARY	
	HARRISBURG, PENNSYLVANIA	

3-6-3