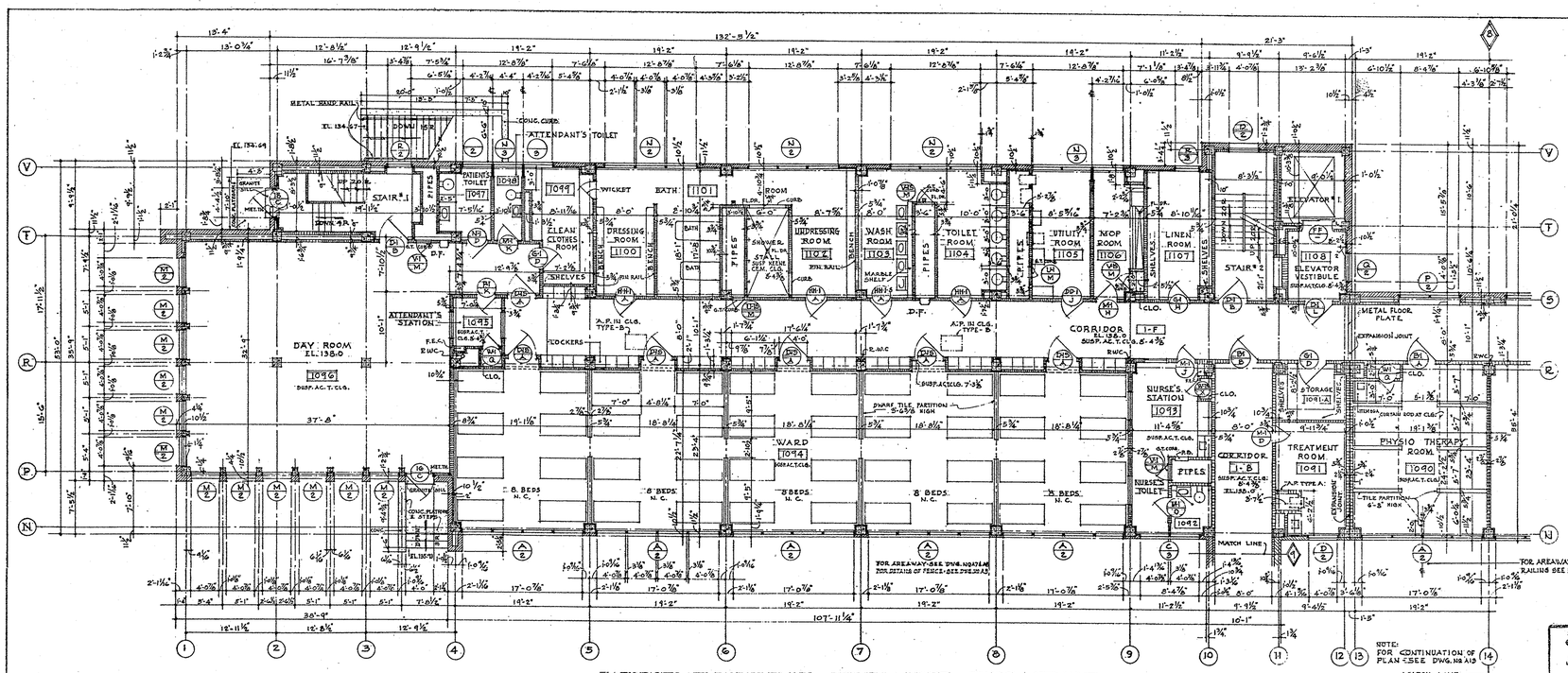

FIRST FLOOR PLAN - NORTH WARD WING - FEMALE
SCALE - 1/8" = 1'-0"

FIRST FLOOR FEMALE WARD WINGS		SCHEDULE OF ROOM FINISHES									
		FLOOR	BASE			WALL	WINDOW	CEILING		BEAM & GIRDER	REMARKS
SPACE	NUMBER	MATERIAL	MATERIAL	TYPE	HGT.	MATERIAL	STOOL	MATERIAL	TYPE		
OCCUPATIONAL THERAPY TOILET	1063	CER.T.	G. T.	COVE	5 3/8"	G. T.	N	PAINT CONC	N	PAINT CONC	MEMBRANE W.P. IN FLOOR, MARBLE TOILET PAR.
OCCUPATIONAL THERAPY STORAGE	1064	CEM.	G. T.	COVE	5 3/8"	G. T.	N	EXP. CONC	N	EXP. CONC	WOOD SHELVES
OCCUPATIONAL THERAPY	1065	TER.	G. T.	COVE	5 3/8"	G. T.	N	A.C. T.	SUSP.	PAINT CONC	
PASSAGE	1-PA	TER.	G. T.	COVE	5 3/8"	G. T.	N	A.C. T.	SUSP.	PAINT CONC	
NURSE'S TOILETS	1066-92	CER.T.	G. T.	COVE	5 3/8"	G. T.	N	PAINT CONC	N	PAINT CONC	MIRROR
NURSE'S STATIONS	1067-93	TER.	G. T.	COVE	5 3/8"	G. T.	N	A.C. T.	SUSP.	PAINT CONC	WOOD SHELVES IN ADJACENT CLOSET
WARDS	1068-94	TER.	G. T.	COVE	5 3/8"	G. T.	N	A.C. T.	SUSP.	EXP. CONC	PAINT TILE PAR. 3'-0 1/2" HIGH
ATTENDANT'S STATIONS	1069-95	TER.	G. T.	COVE	5 3/8"	G. T.	N	A.C. T.	SUSP.	EXP. CONC	WOOD SHELF IN ADJACENT CLOSET
DAY ROOMS	1070-96	TER.	G. T.	COVE	5 3/8"	G. T.	N	A.C. T.	SUSP.	PAINT CONC	
DAY ROOM TOILETS	1071-97	CER.T.	G. T.	COVE	5 3/8"	G. T.	N	PAINT CONC	N	PAINT CONC	MEMBRANE W.P. IN FLOOR, MARBLE TOILET PAR.
ATTENDANT'S TOILETS	1072-98	CER.T.	G. T.	COVE	5 3/8"	G. T.	N	PAINT CONC	N	PAINT CONC	MIRROR
CLEAN CLOTHES ROOMS	1073-99	TER.	G. T.	COVE	5 3/8"	G. T.	N	PAINT CONC	N	PAINT CONC	MET. SHELVES - 2'-6" G.T. COVE BASE UNDER SHELVING
DRESSING ROOMS	1074-1100	CER.T.	G. T.	COVE	5 3/8"	G. T.	N	PAINT CONC	N	PAINT CONC	MEMBRANE W.P. IN FLOOR, WOOD BENCH
BATH ROOMS	1075-1101	CER.T.	G. T.	COVE	5 3/8"	G. T.	N	PAINT CONC	N	PAINT CONC	MEMBRANE W.P. IN FLOOR
UNDRESSING ROOMS	1076-1102	CER.T.	G. T.	COVE	5 3/8"	G. T.	N	PAINT CONC	N	PAINT CONC	MEMBRANE W.P. IN FLOOR, WOOD BENCH
WASH ROOMS	1077-1103	CER.T.	G. T.	COVE	5 3/8"	G. T.	N	PAINT CONC	N	PAINT CONC	MEMBRANE W.P. IN FLOOR, MARBLE SHELF, MIRRORS
TOILET ROOMS	1078-1104	CER.T.	G. T.	COVE	5 3/8"	G. T.	N	PAINT CONC	N	PAINT CONC	MEMBRANE W.P. IN FLOOR, MARBLE TOILET PAR.
UTILITY ROOMS	1079-1105	CER.T.	G. T.	COVE	5 3/8"	G. T.	N	PAINT CONC	N	PAINT CONC	MEMBRANE W.P. IN FLOOR, MARBLE SHELF
MOP ROOMS	1080-1106	CER.T.	G. T.	COVE	5 3/8"	G. T.	N	PAINT CONC	N	PAINT CONC	MEMBRANE W.P. IN FLOOR
LINEN ROOMS	1081-1107	TER.	G. T.	COVE	5 3/8"	G. T.	N	PAINT CONC	N	PAINT CONC	MEMBRANE W.P. IN FLOOR, MARBLE SHELVES IN ADJACENT CLOSET
SINGLE ROOMS	1082-3-4-5 1086-7-8-9	TER.	G. T.	COVE	5 3/8"	G. T.	N	PAINT CONC	N	PAINT CONC	MET. SHELVES - 2'-6" G.T. COVE BASE UNDER SHELVING
PASSAGE	1-PB	TER.	G. T.	COVE	5 3/8"	G. T.	N	A.C. T.	SUSP.	EXP. CONC	
PHYSIO THERAPY	1090	TER.	G. T.	COVE	5 3/8"	G. T.	N	A.C. T.	SUSP.	PAINT CONC	TILE PAR. 5'-2" HIGH, WOOD SHELVES IN ADJACENT CLOSET
TREATMENT ROOM	1091	TER.	G. T.	COVE	5 3/8"	G. T.	N	A.C. T.	SUSP.	PAINT CONC	
ELEVATOR VESTIBULE	1108	TER.	G. T.	COVE	5 3/8"	G. T.	N	A.C. T.	SUSP.	EXP. CONC	
CORRIDOR	1-B, 1-E	TER.	G. T.	COVE	5 3/8"	G. T.	N	A.C. T.	SUSP.	EXP. CONC	
CORRIDOR	1-F	TER.	G. T.	COVE	5 3/8"	G. T.	G. T.	A.C. T.	SUSP.	EXP. CONC	
CLOSETS		TER.	G. T.	COVE	5 3/8"	G. T.	N	PLASTER	SUSP.	N	FOR SHELVING - SEE DWG. NO A25 DEP. PL. CL. 2'-2 1/2"
PIPE SPACES		CEM.	N	N	N	N FIN.	N	EXP. CONC.	N	EXP. CONC.	
STAIRS	1-2	CONC.	G. T.	FLUSH	5 3/8"	G. T.	G. T.	PAINT. CONC	N.	PAINT CONC	CONCRETE LANDINGS AND STEPS SAFETY TREADS
STORAGE ROOM	1091-A	TER.	G. T.	COVE	5 3/8"	G. T.	N	PAINT CONC	N	PAINT CONC	METAL SHELVES

NOTE: OBSCURE GLASS IN ROOMS AND SPACES NOS: 1066, 1092, 1071, 1097, 1072, 1098, 1074, 1100, 1075, 1101, 1076, 1102, 1077, 1103, 1078, 1104, 1063, 1090, 1091.

NOTES: FOR DETAILS OF MOP ROOM, TOILET ROOM AND WASH AREAS - SEE DWG. NO A27.
FOR DETAILS OF UTILITY ROOM, NURSE'S STATION, ATTENDANT'S STATION, TREATMENT ROOM, LOCKERS - SEE DWG NO A26.
FOR DETAILS OF SHELVING - SEE DWG. NO A25
FOR DETAILS OF STAIRS AND ELEVATOR - SEE DWG. NOS A33 AND A34.
FOR DETAILS OF EXTERIOR DOORS - SEE DWG. NOS A31 AND A32.

#3307
STATE ART COMMISSION
JAN 12 1950
RECEIVED

STATE ART
FINAL
1-12-50
COMMISSION

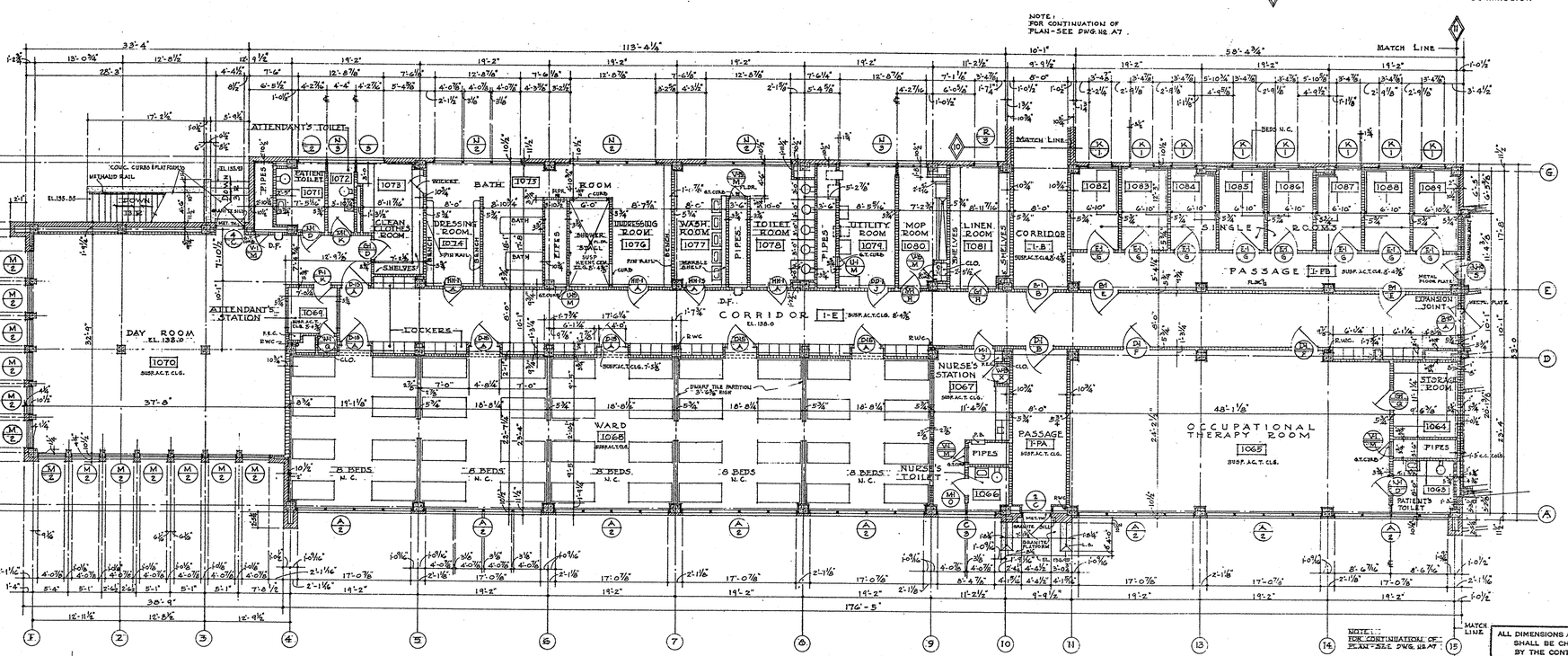

FIRST FLOOR PLAN - SOUTH WARD WING - FEMALE
SCALE - 1/8" = 1'-0"

INDICATIONS

BRICK; CONCRETE (STONE, CINDER, CEMENT); TERRAZZO (¾" LARGER CONCRETE BLOCK ¾" LARGER); EARTH; PLASTER (OR ACOUSTIC TILE); GLASS; TILE (¾" LARGER ¾" SMALLER); EXTERIOR WINDOW (WINDOW TYPE, SCREEN TYPE); EXTERIOR DOOR (DOOR TYPE, HARDWARE NO.); INTERIOR DOOR (DOOR TYPE, BLOCK TYPE — PLUS "B" STRUTS TO CONSTRUCTION ABOVE, HARDWARE NO.); MARBLE; METAL (STEEL OR BRONZE SASH); WOOD (FINISHED, ROUGH); STONE; INSULATION; CORK INS.; CINDER; ROOM NO. (123); COLUMN NO. (B 7)

ABBREVIATIONS

∠	ANGLE	INS.	INSULATION
A.C.T.	ACOUSTIC TILE	INT.	INTERIOR
A. DR.	AREA DRAIN	INV.	INVERT
AL.	ALUMINUM	INST.	INSTRUMENT
A.P.	ACCESS PANEL	JT.	JOINT
APPROX.	APPROXIMATE		
ARCH.	ARCHITECTURAL	LAV.	LAVATORY
BL.	BLOCK	L. C.	LEAD COATED
BLDG.	BUILDING	L. S.	LIMESTONE
BM.	BEAM		
B.N.	BULL NOSE	MAR.	MARBLE
BOT.	BOTTOM	MAT.	MATERIAL
BR.	BRICK	MAX.	MAXIMUM
		MECH.	MECHANICAL
[	CHANNEL	MED.	MEDICINE
CAB.	CABINET	MEMB.	MEMBRANE
C-C	CENTER TO CENTER	MET.	METAL
CEM.	CEMENT	M.H.	MANHOLE
CER.T.	CERAMIC TILE	MIN.	MINIMUM
C.I.	CAST IRON	M. OPG.	MASONRY OPENING
CLG.	CEILING		
CLO.	CLOSET	N.	NO OR NONE
C.M.U.	CONCRETE MASONRY UNIT	N.C.	NOT IN CONTRACT
COL.	COLUMN		
COMPO.	COMPOSITION	OB. GL.	OBSCURE GLASS
CONC.	CONCRETE	O.C.	ON CENTER
CONST.	CONSTRUCTION	O.D.	OUTSIDE DIAMETER
COP.	COPPER	OPP.	OPPOSITE
CTR.	COUNTER		
		R	PLATE
DIA. or ϕ	DIAMETER	PAR.	PARTITION
D.F.	DRINKING FOUNTAIN	P.B.	PANEL BOARD
DIM.	DIMENSION	P.H.	POST HOLE
DN.	DOWN	PL.	PLASTER
DR.	DRAIN	PLAT.	PLATFORM
DWG.	DRAWING		
		Q.T.	QUARRY TILE
EL.	ELEVATION		
ELEC.	ELECTRIC	R.	RADIUS
ELEV.	ELEVATOR	RAD.	RADIANT
ENCL.	ENCLOSURE	RADR.	RADIATOR
EX.	EXHAUST	RD.	ROUND
EXP.	EXPOSED	R.D.	ROOF DRAIN
EXPN.	EXPANSION	REINF.	REINFORCED
EXT.	EXTERIOR	R.W.C.	RAIN WATER CONDUCTOR
E.W.	EACH WAY		
F.A.	FRESH AIR	SECT.	SECTION
F.E.C.	FIRE EXTINGUISHER CABINET	S.F.T.	SMOOTH FACE TILE
FIN.	FINISH	SL.	SLATE
FL.	FLOOR		
FL. DR.	FLOOR DRAIN	SPEC.	SPECIFICATION
F.S.	FULL SIZE	S.STL.	STAINLESS STEEL
		SUSP.	SUSPENDED
GA.	GAUGE		
G.I.	GALVANIZED IRON	TER.	TERRAZZO
GL.	GLASS	T. C.	TERRA COTTA
GR.	GRADE	TH.	THRESHOLD
G.T.	GLAZED TILE		
		WD.	WOOD
HGT.	HEIGHT	W. GL.	WIRE GLASS
H.M.	HOLLOW METAL	W. I.	WROUGHT IRON
		W.OPG.	WINDOW OPENING
I.D.	INSIDE DIAMETER	W. P.	WATER PROOFING

ALL DIMENSIONS AND EXISTING CONDITIONS SHALL BE CHECKED AND VERIFIED BY THE CONTRACTOR AT THE SITE

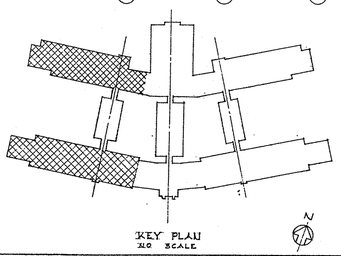

KEY PLAN
NO SCALE

APPROVED
Commonwealth of Pennsylvania
DEPARTMENT OF HEALTH
Architect ... Date ...
Engineer ... Date ...

THE ART COMMISSION
RECEIVED
1-12-50
PENNSYLVANIA

REGISTERED ARCHITECT PENNSYLVANIA
REGISTERED ARCHITECT PENNSYLVANIA

REVISED	
"AS BUILT"	MARCH 18, '52

THE GENERAL STATE AUTHORITY	
APPROVED	Oscar N. Lindahl 1-18-50 EXECUTIVE DIRECTOR
APPROVED	CONSULTING ENGINEER
SUBMITTED	ARCHITECTS
APPROVED	DEPT. OF WELFARE 1/19/50
APPROVED	DEPT. OF PROPERTY & SUPPLIES
ACCEPTED	DEPT. OF HEALTH
ACCEPTED	CONTRACTOR BY
ACCEPTED	CONTRACTOR BY

PROJECT No. - GSA - 510-1

PHILADELPHIA STATE HOSPITAL

PHILADELPHIA PENNSYLVANIA

TUBERCULAR PATIENTS' BUILDING N-10
FIRST FLOOR PLAN - FEMALE WARD WINGS

DAVIS AND POOLE
112 S. 16th ST.

REGISTERED ARCHITECTS
PHILADELPHIA, PENNA.

1949 PROGRAM	THE GENERAL STATE AUTHORITY	SHEET No.
DATE JAN. 16 1950	JAMES H. DUFF PRESIDENT	A-9
SCALE 1/8" = 1'-0"	OSCAR N. LINDAHL EXEC. DIRECTOR	
	HARRISBURG, PENNSYLVANIA	

CHECKED FOR G.S.A.

SUPV. ARCH.	ARCH.	STRUCT.	MECH.	ELEC.
FOE 1/19/50				