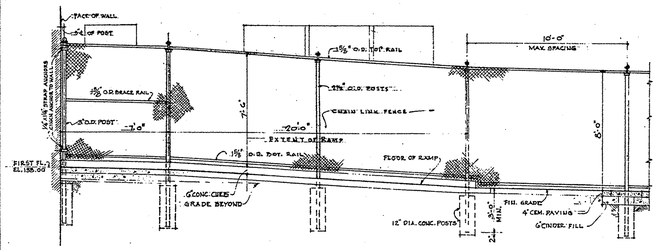

ELEVATION-A
SCALE 1/4"=1'-0"
EL.-A1 IS SIMILAR BUT OPP. HAND

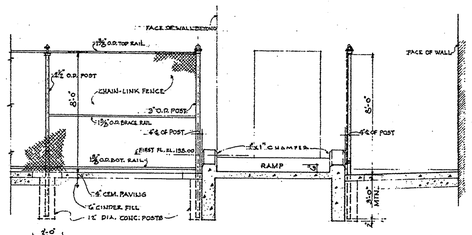

ELEVATION-B
SCALE 1/4"=1'-0"
EL.-B1 IS SIMILAR BUT OPP. HAND

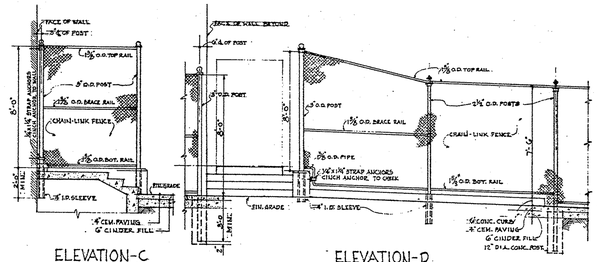

ELEVATION-C
SCALE 1/4"=1'-0"
EL.-C1 IS SIMILAR BUT OPP. HAND

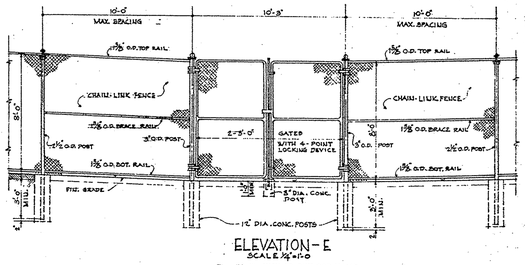

ELEVATION-E
SCALE 1/4"=1'-0"
EL.-E1 IS SIMILAR BUT OPP. HAND

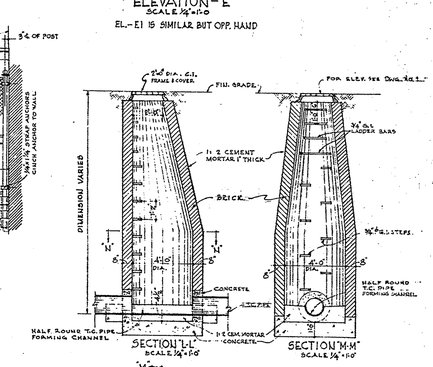

SEWER MANHOLE DETAILS

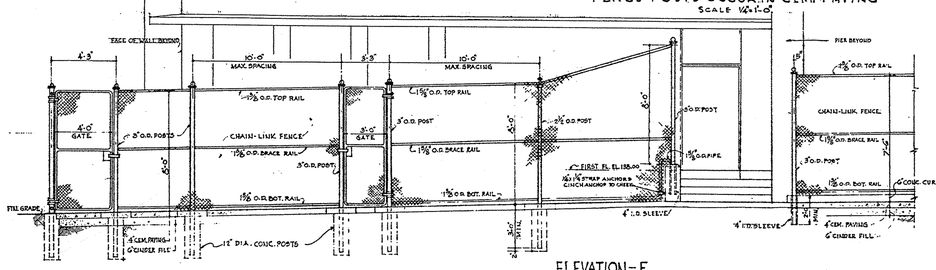

ELEVATION-F
SCALE 1/4"=1'-0"
EL.-F1 IS SIMILAR BUT OPP. HAND

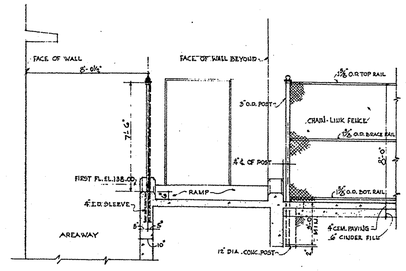

ELEVATION-G
SCALE 1/4"=1'-0"
EL.-G1 IS SIMILAR BUT OPP. HAND

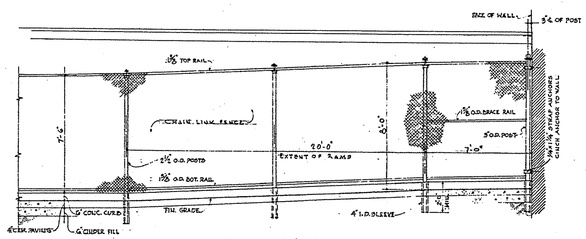

ELEVATION-H
SCALE 1/4"=1'-0"
EL.-H1 IS SIMILAR BUT OPP. HAND

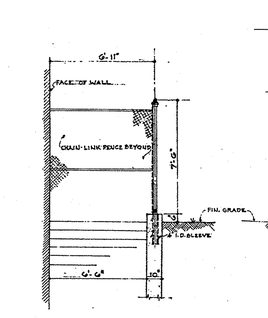

ELEVATION-J
SCALE 1/4"=1'-0"
ELEV.-J1 IS SIMILAR BUT OPP. HAND

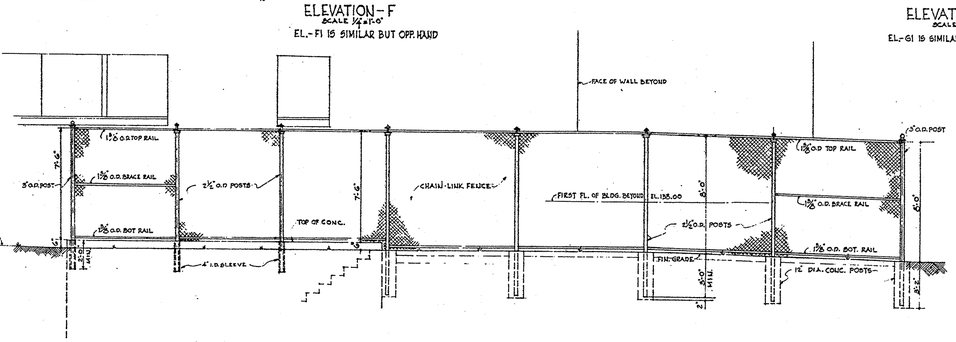

ELEVATION-K
SCALE 1/4"=1'-0"
EL.-K1 IS SIMILAR BUT OPP. HAND

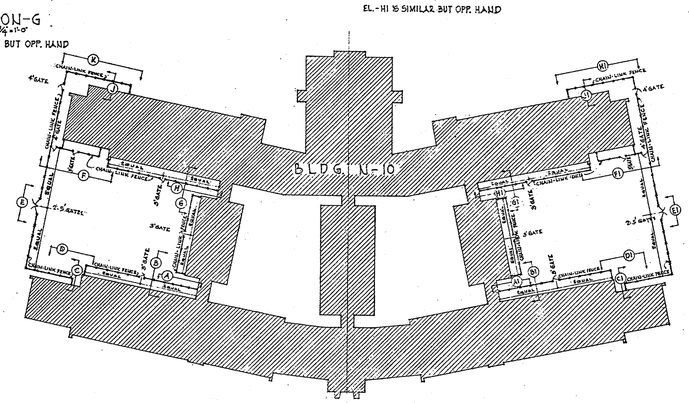

KEY PLAN SHOWING LOCATIONS OF FENCES
NO SCALE

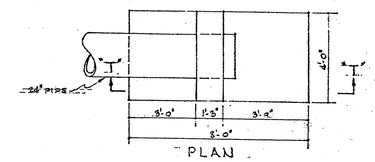

PLAN

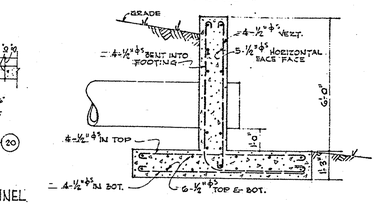

SECTION "T-T"

LOCATION TO BE DETERMINED IN THE FIELD - APPROX. 250'-0" NORTH OF NORTH END OF BLDG.

DETAIL OF END-WALL FOR SEWER
SCALE - 3/8" = 1'-0"

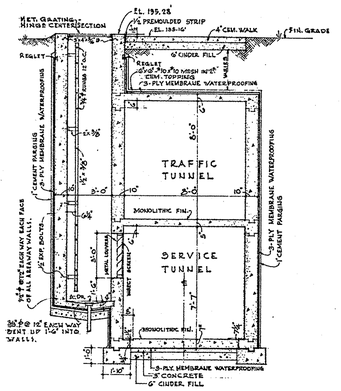

SECTION THRU TUNNEL AT "Y-Y"
SEE DWG. NO A-4
SCALE 1/4" = 1'-0"

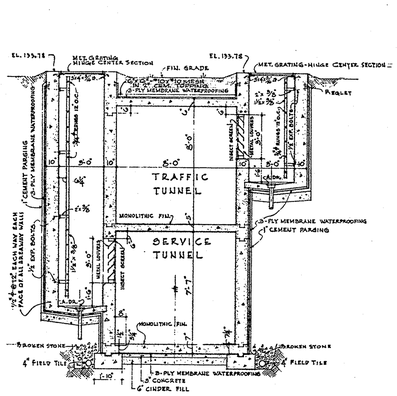

SECTION THRU TUNNEL AT "Z-Z"
SEE DWG. NO A-4
SCALE 1/4" = 1'-0"

NOTE: FOR REINF. SEE SECTION "C-C" ON DWG No A-4. ADD 5-#6 x 10'-0" OVER ALL AREAWAY OPENINGS IN EACH WALL OF TRAFFIC AND SERVICE TUNNELS.

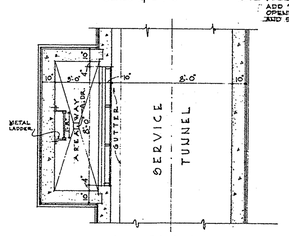

PLAN
SCALE 1/4" = 1'-0"

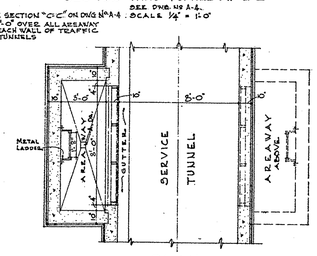

PLAN
SCALE 1/4" = 1'-0"

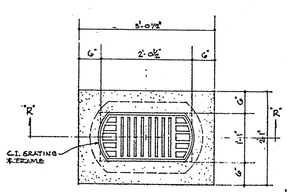

PLAN
SCALE 3/4" = 1'-0"

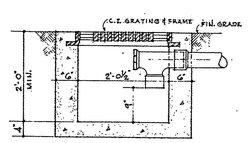

SECTION "R-R"
SCALE 3/4" = 1'-0"

CATCH BASIN DETAILS

NOTE: IN CONNECTION WITH THIS DWG. AL 50 SEE DWG. NO'S 1 AND 4

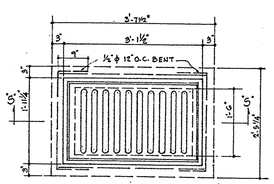

PLAN
SCALE 3/4" = 1'-0"

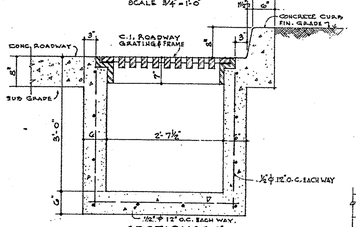

SECTION "S-S"
SCALE 3/4" = 1'-0"

ROADWAY INLET DETAILS

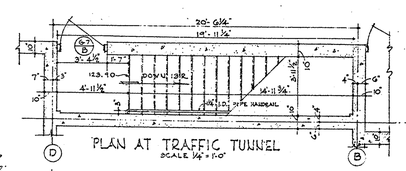

PLAN AT TRAFFIC TUNNEL
SCALE 1/4" = 1'-0"

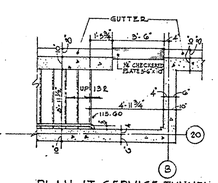

PLAN AT SERVICE TUNNEL
SCALE 1/4" = 1'-0"

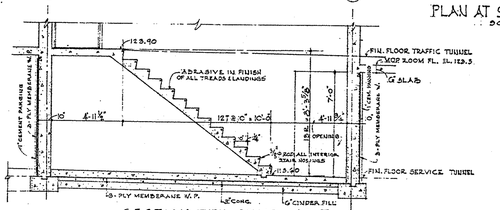

SECTION THRU STAIR No 7
SCALE 1/4" = 1'-0"

DETAILS FOR STAIR NO. 7

ALL DIMENSIONS AND EXISTING CONDITIONS SHALL BE CHECKED AND VERIFIED BY THE CONTRACTOR AT THE SITE

APPROVED
Commonwealth of Pennsylvania
DEPARTMENT OF WELFARE
Archt. Date 1-12-50
Secretary Date

REVISIONS		THE GENERAL STATE AUTHORITY	
	AS BUILT MAR. 18, '52	APPROVED	Oscar N. Lindahl 1-18-50 EXECUTIVE DIRECTOR
		APPROVED	DIRECTING ENGINEER
		SUBMITTED	ARCHITECTS
		APPROVED	DEPT. OF WELFARE
		APPROVED	1/19/50 DEPT. OF PROPERTY & SUPPLIES
		APPROVED	DEPT. OF HEALTH
		ACCEPTED	CONTRACTOR BY
		ACCEPTED	CONTRACTOR BY
		ACCEPTED	CONTRACTOR BY

PROJECT No.- GSA - 510-1

PHILADELPHIA STATE HOSPITAL
PHILADELPHIA PENNSYLVANIA

TUBERCULAR PATIENTS' BUILDING N-10
MISCELLANEOUS EXTERIOR DETAILS

DAVIS AND POOLE
112 S. 16th ST.
REGISTERED ARCHITECTS
PHILADELPHIA, PENNA.

1949 PROGRAM
DATE JAN. 16, 1950
SCALE AS NOTED

THE GENERAL STATE AUTHORITY
JAMES H. DUFF PRESIDENT
OSCAR N LINDAHL EXEC. DIRECTOR
HARRISBURG, PENNSYLVANIA

SHEET No. A-5

CHECKED FOR G.S.A.

SUPV. ARCH.	ARCH.	STRUCT.	MECH.	ELEC.
	A-4			