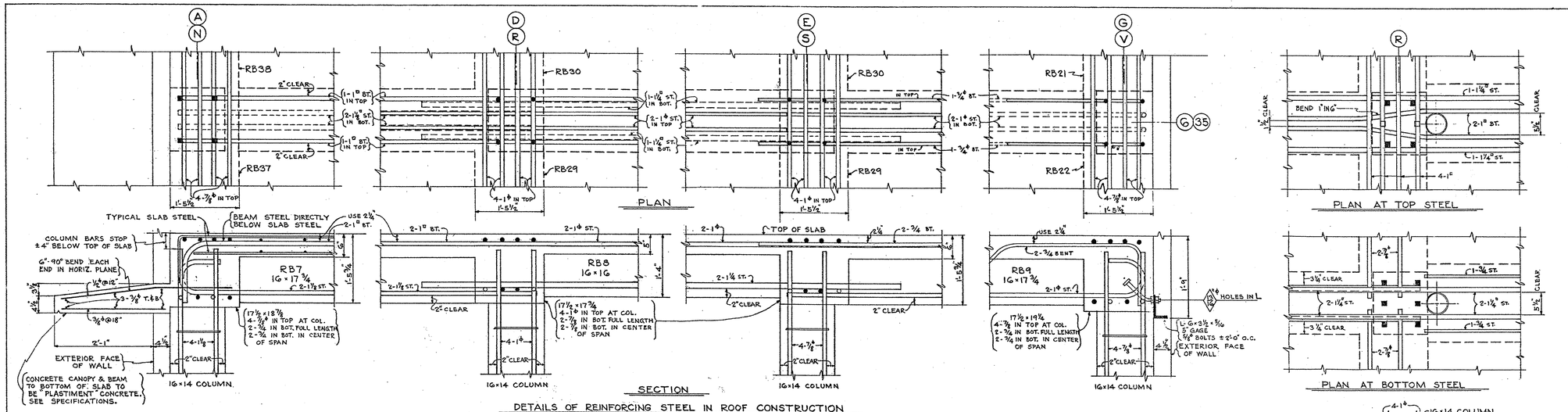

DETAILS OF REINFORCING STEEL IN ROOF CONSTRUCTION
NORTH & SOUTH WARD WINGS
SHOWN FOR LINES G & 35

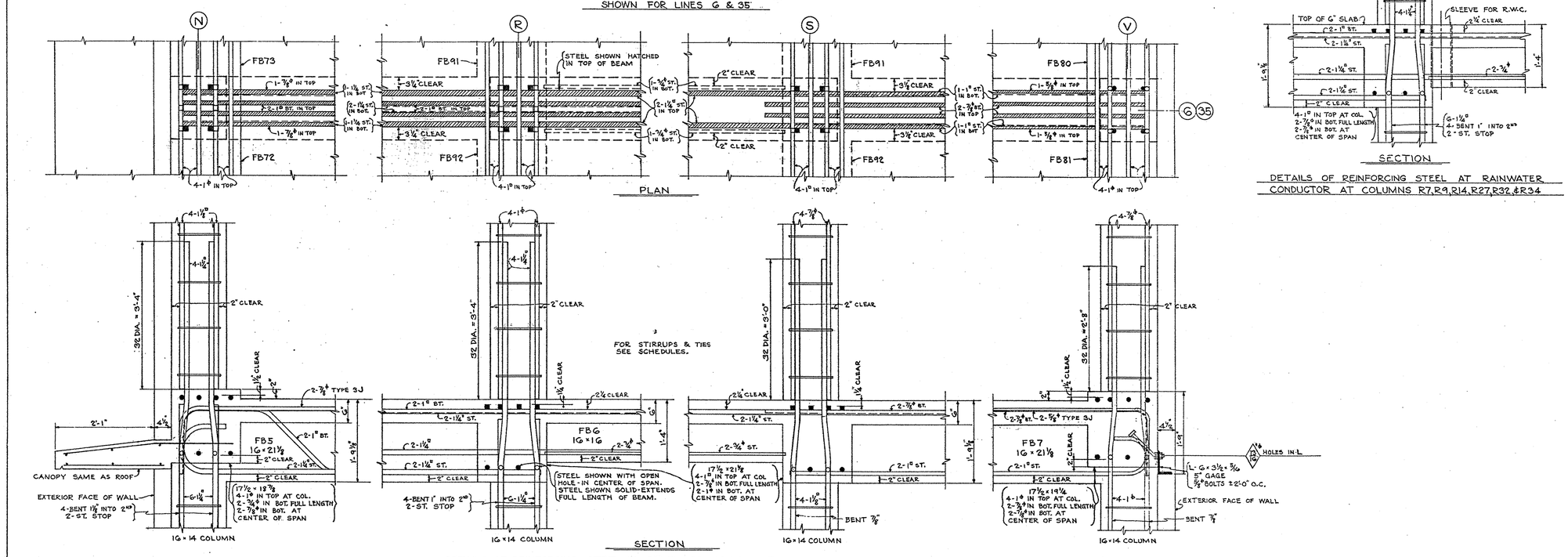

DETAILS OF REINFORCING STEEL IN 2ND FLOOR CONSTRUCTION, NORTH WARD WINGS
DETAILS SIMILAR FOR 1ST FLOOR CONSTRUCTION, NORTH WARD WINGS
SHOWN FOR LINES G & 35

SCALE: 1" = 1'-0"

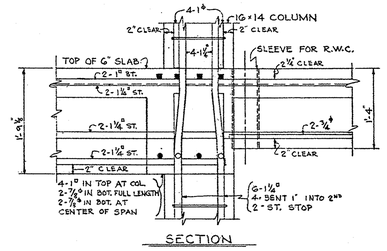

DETAILS OF REINFORCING STEEL AT RAINWATER CONDUCTOR AT COLUMNS R7, R9, R14, R27, R32 & R34

ALL DIMENSIONS AND EXISTING CONDITIONS SHALL BE CHECKED AND VERIFIED BY THE CONTRACTOR AT THE SITE

HORACE B. NICHOLSON
CONSULTING ENGINEER
223 BROAD ST. STATION
PHILADELPHIA, PA.

REVISED
AS BUILT 3/18/52

THE GENERAL STATE AUTHORITY
APPROVED Oscar A. Mudd 1-18-50 EXECUTIVE DIRECTOR
APPROVED J. L. Gosser DIRECTING ENGINEER
SUBMITTED ARCHITECTS
APPROVED DEPT. OF WELFARE
APPROVED DEPT. OF PROPERTY & SUPPLIES
APPROVED DEPT. OF HEALTH
ACCEPTED CONTRACTOR BY
ACCEPTED CONTRACTOR BY
ACCEPTED CONTRACTOR BY

PROJECT No. - GSA - 510-1

PHILADELPHIA STATE HOSPITAL
PHILADELPHIA PENNSYLVANIA

TUBERCULAR PATIENTS' BUILDING N-10
REINFORCING STEEL DETAILS
WARD WINGS

DAVIS AND POOLE
112 S. 16th ST.
REGISTERED ARCHITECTS
PHILADELPHIA, PENNA.

1949 PROGRAM
DATE JAN. 16, 1950
SCALE AS NOTED

THE GENERAL STATE AUTHORITY
JAMES H. DUFF PRESIDENT
OSCAR H. LINDAHL EXEC. DIRECTOR
HARRISBURG, PENNSYLVANIA

SHEET No. S-19

CHECKED FOR G. S. A.
SUPV. ARCH. JOR 1/18/50 | ARCH. | STRUCT. EM 1/18/50 | MECH. | ELEC.