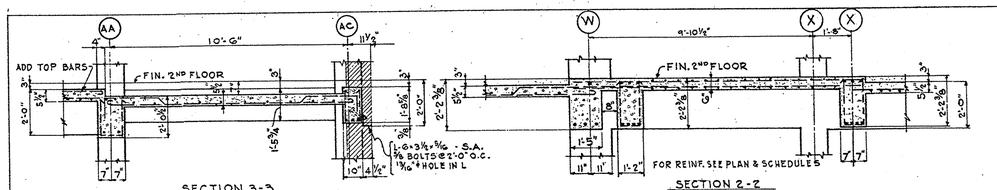

SECTION 3-3
SCALE: 3/8" = 1'-0"

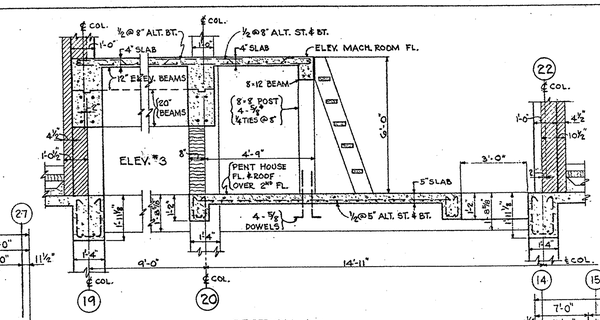

SECTION 2-2
SCALE: 3/8" = 1'-0"

SECTION 1-1
SCALE: 3/8" = 1'-0"

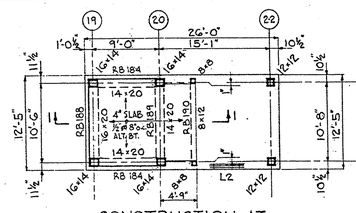

CONSTRUCTION AT MACHINERY PLATFORM

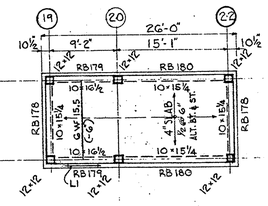

PENTHOUSE ROOF CONSTRUCTION

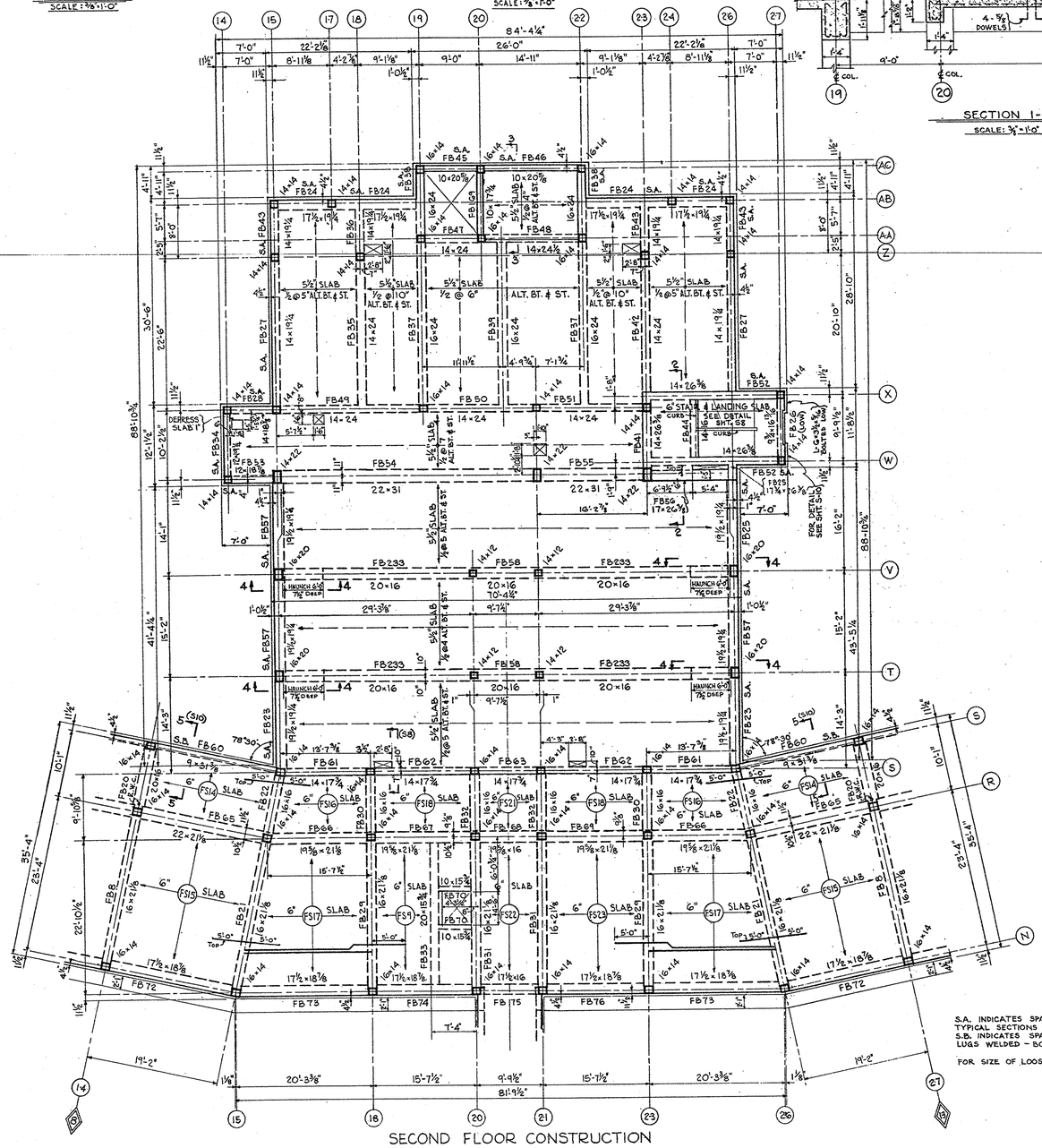

S.A. INDICATES SPANDREL L-6×3½×5/16 BOLTED SEE TYPICAL SECTIONS & DETAILS FOR ELEVATION.
S.B. INDICATES SPANDREL L-5×3½×5/16 WITH 4×1¼×4 LUGS WELDED - BOLTED.

FOR SIZE OF LOOSE LINTELS L1, ETC. SEE SHT. S-1G.

SECOND FLOOR CONSTRUCTION
DINING KITCHEN WING
FIRST STORY COLUMNS SHOWN
SCALE: 1/8" = 1'-0"

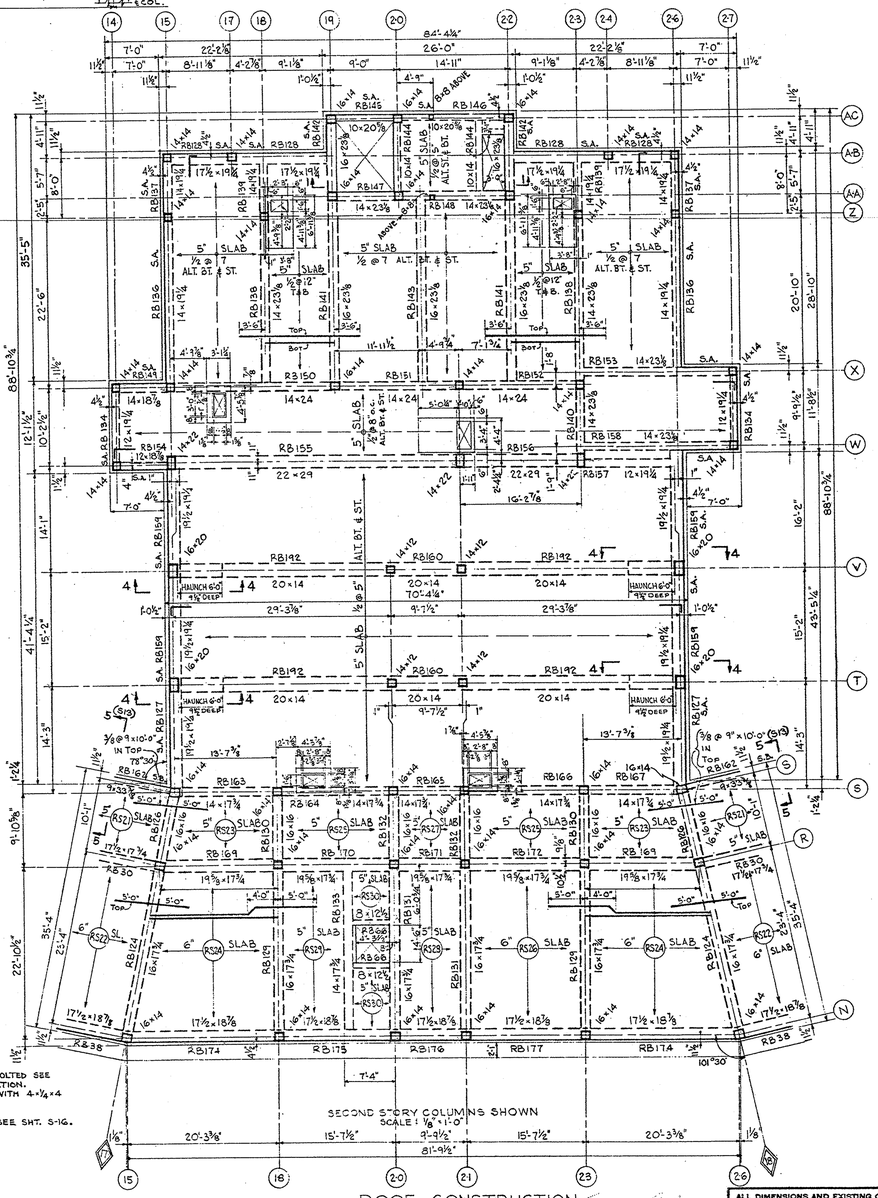

SECOND STORY COLUMNS SHOWN
SCALE: 1/8" = 1'-0"

ROOF CONSTRUCTION
DINING KITCHEN WING

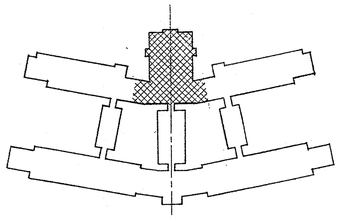

KEY PLAN

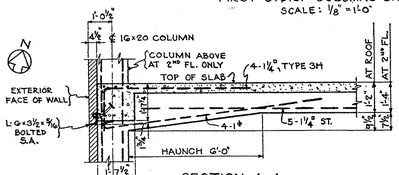

SECTION 4-4
SCALE: 3/4" = 1'-0"

ALL DIMENSIONS AND EXISTING CONDITIONS SHALL BE CHECKED AND VERIFIED BY THE CONTRACTOR AT THE SITE

APPROVED
DEPARTMENT OF HEALTH
1-18-50

COMMONWEALTH OF PENNSYLVANIA
REGISTERED PROFESSIONAL ENGINEER
HORACE B. NICHOLSON
No. 772

Horace B. Nicholson

HORACE B. NICHOLSON
CONSULTING ENGINEER
223 BROAD ST. STATION
PHILADELPHIA, PA.

REGISTERED ARCHITECT PENNSYLVANIA
DAVIS AND POOLE

REVISED
AS BUILT 3/18/52

THE GENERAL STATE AUTHORITY	
APPROVED	Oscar N. Lindahl 1-18-50
	EXECUTIVE DIRECTOR
APPROVED	J. F. Jones
	DIRECTOR, ENGINEER
SUBMITTED	
	ARCHITECTS
APPROVED	
	DEPT. OF WELFARE
APPROVED	1/19/50
	DEPT. OF PROPERTY & SUPPLIES
APPROVED	
	DEPT. OF HEALTH
ACCEPTED	
	CONTRACTOR BY
ACCEPTED	
	CONTRACTOR BY
ACCEPTED	
	CONTRACTOR BY

PROJECT No. - GSA - 510-1

PHILADELPHIA STATE HOSPITAL

PHILADELPHIA PENNSYLVANIA

TUBERCULAR PATIENTS' BUILDING N-10

ROOF & SECOND FLOOR CONSTRUCTION
DINING-KITCHEN WING

DAVIS AND POOLE — REGISTERED ARCHITECTS
112 S. 16th ST. — PHILADELPHIA, PENNA.

1949 PROGRAM
DATE JAN. 16, 1950
SCALE AS NOTED

THE GENERAL STATE AUTHORITY
JAMES H. DUFF — PRESIDENT
OSCAR N. LINDAHL — EXEC. DIRECTOR
HARRISBURG, PENNSYLVANIA

SHEET No. S-12

CHECKED FOR G.S.A.

SUPV. ARCH.	ARCH.	STRUCT.	MECH.	ELEC.
JOE 7/1/50		EM 1/18/50		