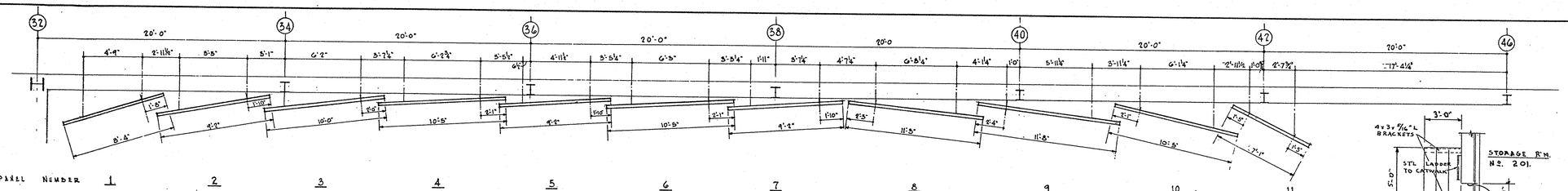

PLAN OF PLASTER PANELS IN AUDITORIUM (1/8)
SCALE 1/4" = 1'-0"
OPPOSITE WALL SIMILAR

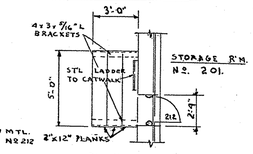

PLAN OF PLATFORM.
SCALE 3/8" = 1'-0"

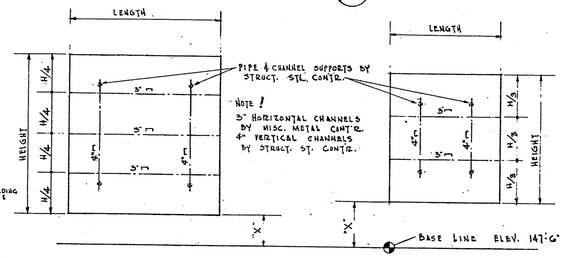

ELEVATION
PANEL Nos. 1 THRU 8

ELEVATION
PANEL Nos. 9, 10 & 11

PLASTER PANEL SCHEDULE

PANEL No.	LENGTH OF PANEL	HEIGHT OF PANEL	X = DIMENSION TO BASE LINE
1	8'-4"	10'-8"	2'-0"
2	9'-2"	10'-8"	2'-0"
3	10'-0"	10'-2"	2'-4"
4	10'-5"	10'-2"	3'-4"
5	9'-2"	11'-0"	4'-8"
6	10'-5"	11'-0"	4'-8"
7	9'-2"	10'-8"	6'-0"
8	11'-3"	10'-8"	6'-0"
9	11'-8"	8'-0"	7'-4"
10	10'-5"	8'-0"	7'-4"
11	7'-1"	6'-0"	8'-6"

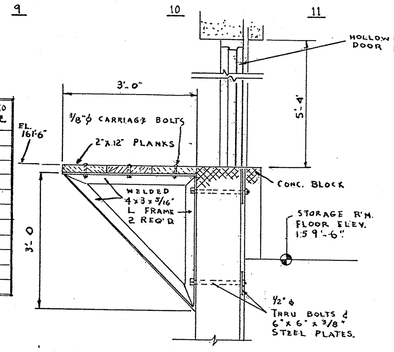

DETAIL OF PLATFORM TO CATWALK
SCALE 3/4" = 1'-0"

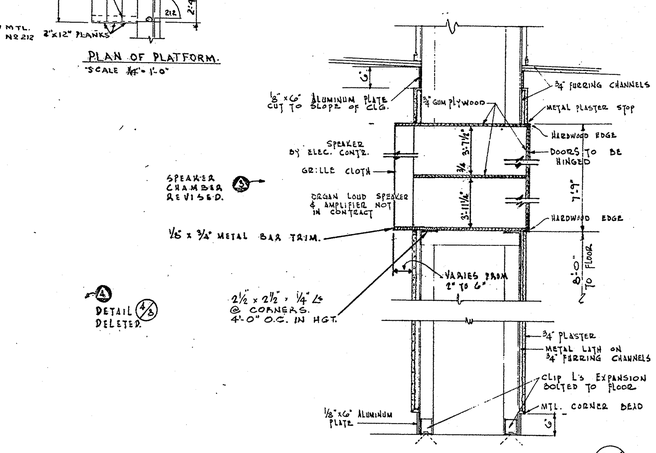

SECTION THRU BAFFLE (5/8)
SCALE 3/4" = 1'-0"

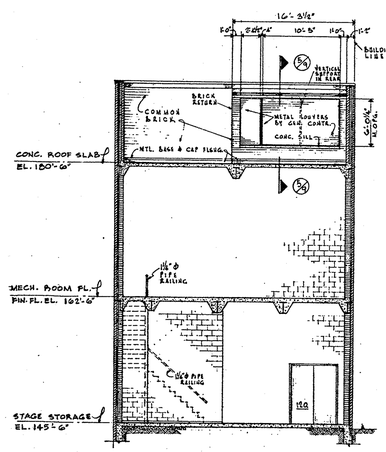

SECTION THRU MECHANICAL ROOM (2/8)
SCALE : 1/8" = 1'-0"

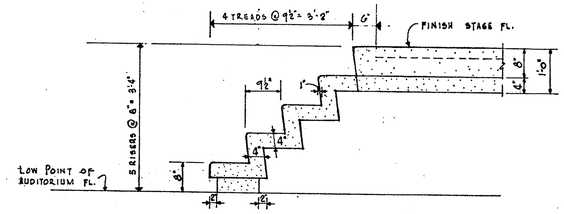

FRONT VIEW

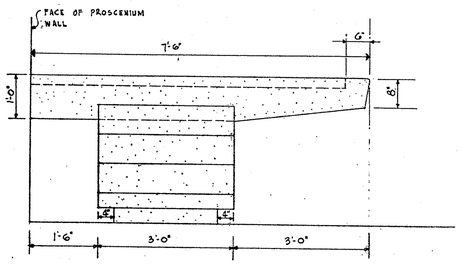

SIDE VIEW

DETAIL OF STAGE STEPS (3/8)
SCALE 3/4" = 1'-0"

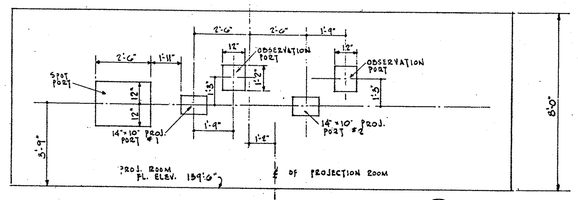

ELEVATION OF PROJECTION ROOM (10/8)
SCALE 3/8" = 1'-0"
NOTE: ALL DIMENSIONS TAKEN TO FINISHED OPENINGS.

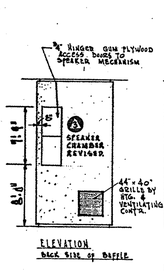

ELEVATION
BACK SIDE OF BAFFLE

ELEVATION LOOKING TOWARDS STAGE (6/8)
SCALE : 1/8" = 1'-0"

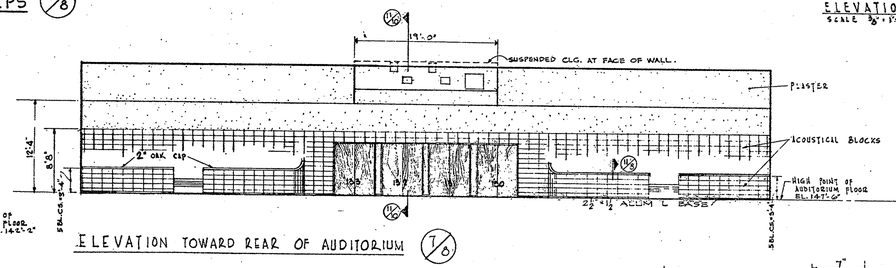

ELEVATION TOWARD REAR OF AUDITORIUM (7/8)

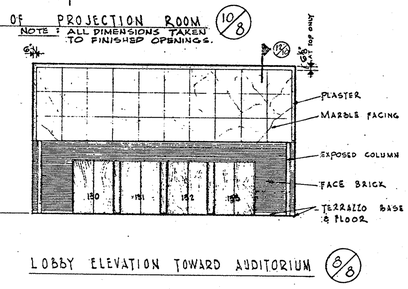

LOBBY ELEVATION TOWARD AUDITORIUM (8/8)

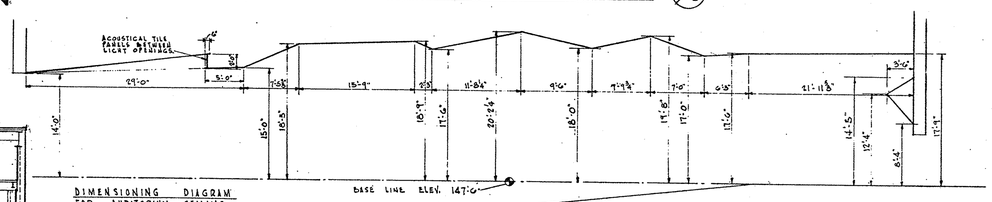

DIMENSIONING DIAGRAM FOR AUDITORIUM CEILING

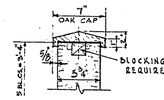

DETAIL (11/8)
SCALE 1 1/2" = 1'-0"

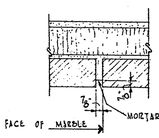

SHADOW JOINT DETAIL (12/8)
SCALE 1 1/2" = 1'-0"

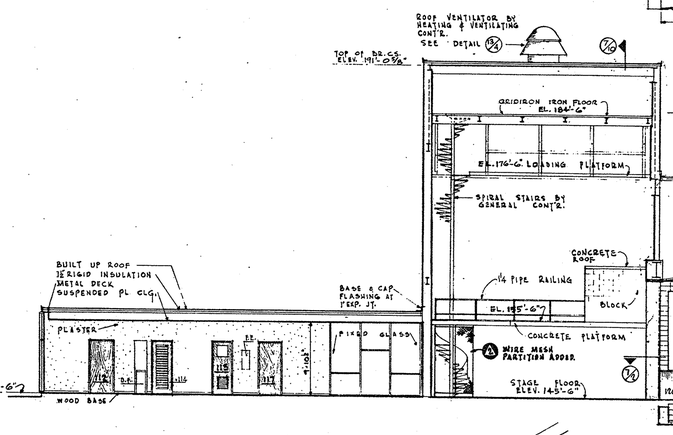

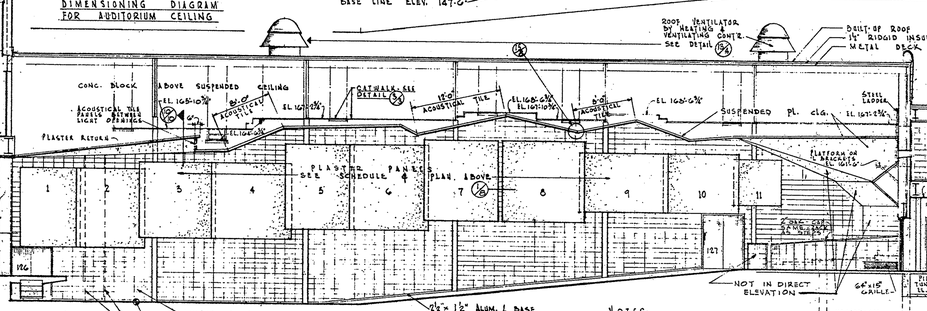

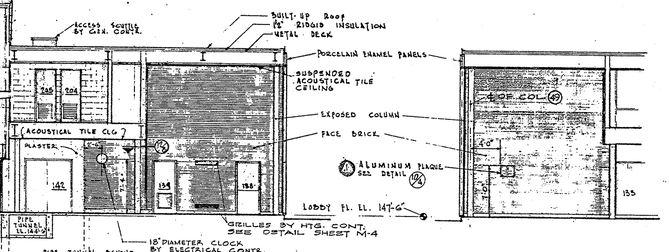

LOBBY ELEVATION (13/8)
SCALE : 1/8" = 1'-0"

NOTES:
FOR PLAN OF CATWALK SEE DWG. No. A-5.
ACOUSTICAL BLOCKS TO GO ONE COURSE ABOVE AUDITORIUM CEILING.

LONGITUDINAL SECTION (9/8)
SCALE : 1/8" = 1'-0"

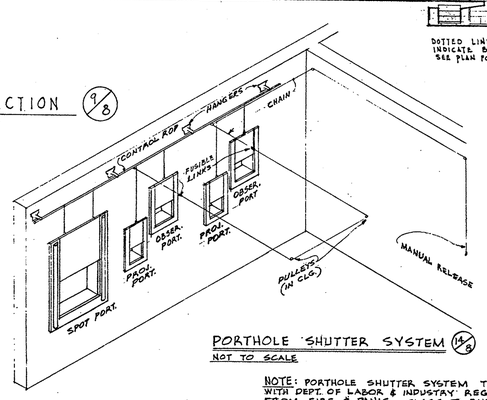

PORTHOLE SHUTTER SYSTEM (14/8)
NOT TO SCALE

NOTE: SEE DETAIL (10/8) ABOVE.

NOTE: PORTHOLE SHUTTER SYSTEM TO BE IN ACCORDANCE WITH DEPT. OF LABOR & INDUSTRY REGULATIONS FOR PROTECTION FROM FIRE & PANIC, CLASS II BUILDINGS. THEATRES & MOTION PICTURE THEATRES. PLATE NO. 1.

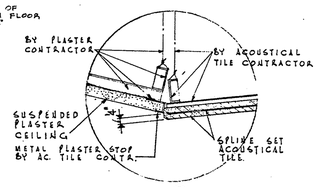

DETAIL (15/8)
TYPICAL WHERE PLASTER CLG. ABUTS ACOUSTICAL TILE.
SCALE 3" = 1'-0"

APPROVED
Commonwealth of Pennsylvania
Department of Welfare
Robert R. Hunter Date 1-12-55
Registered Architect
Secretary Date

NOTE! ALL DIMENSIONS AND EXISTING CONDITIONS SHALL BE CHECKED AND VERIFIED BY THE CONTRACTOR AT THE SITE.

REGISTERED ARCHITECT PENNSYLVANIA — JAMES A. NOLEN, Jr. No. 15 — GEORGE ROSS

REGISTERED ARCHITECT PENNSYLVANIA — HERBERT R. SWINBURNE

REVISED
A6 BUILT JAN. 29, 1957.
A6 BUILT JAN. 29, 1957.
A6 BUILT JAN. 29, 1957.
A6 BUILT JAN. 29, 1957.

James A. Nolen Jr.
ARCHITECT
ENGINEER
INSTITUTION
F. Ritter Lawson 7/3/56
SUPERVISING ARCHITECT GSA

CHECKED BY THE GENERAL STATE AUTHORITY

ARCH. R.H.S. 2-14-55	STRUCT.	HEAT.	PLUMB.	ELECT.
ELEVATORS	KITCH. EQ.	L'DRY. EQ.	HOSP. EQ.	MISC.

PROJECT No GSA — 510-12
PHILA. STATE HOSPITAL
PHILADELPHIA PENNSYLVANIA
CHAPEL & AUDITORIUM BUILDING
INTERIOR ELEVATIONS & DETAILS
NOLEN & SWINBURNE — REGISTERED ARCHITECTS
1649 NO. BROAD STREET PHILADELPHIA, PA.
DATE: 7 JAN. 1955
THE GENERAL STATE AUTHORITY
SCALE: AS NOTED
JOHN N. FORKER - EXECUTIVE DIRECTOR
HARRISBURG, PENNSYLVANIA
DWG. No. A-8