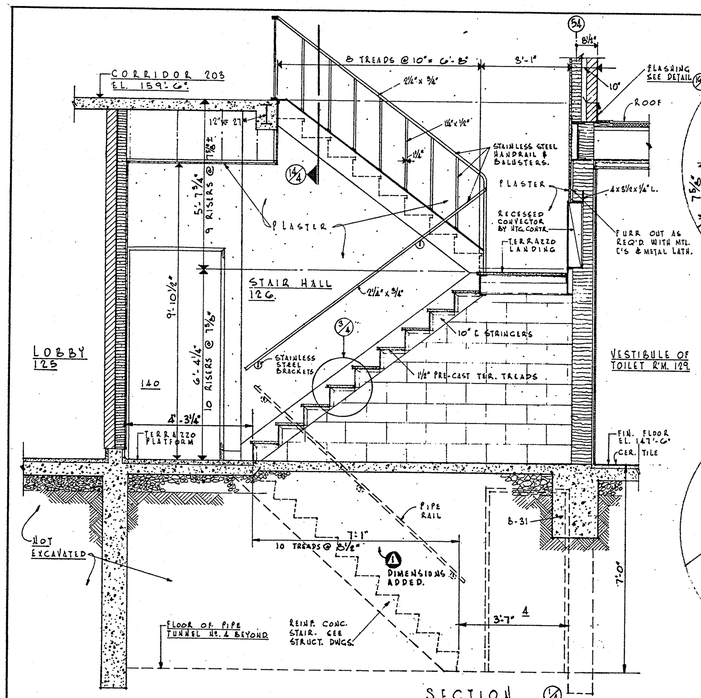

SECTION
SCALE 1/4" = 1'-0"

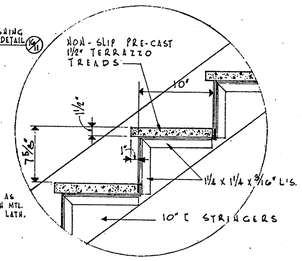

DETAIL
SCALE 1½" = 1'-0"

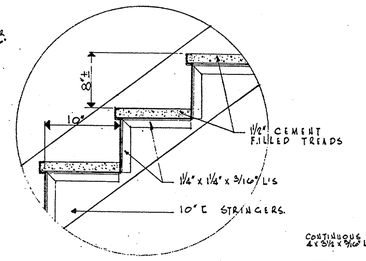

DETAIL
STAIR TO MECHANICAL ROOM NO. 212
SCALE 1½" = 1'-0"

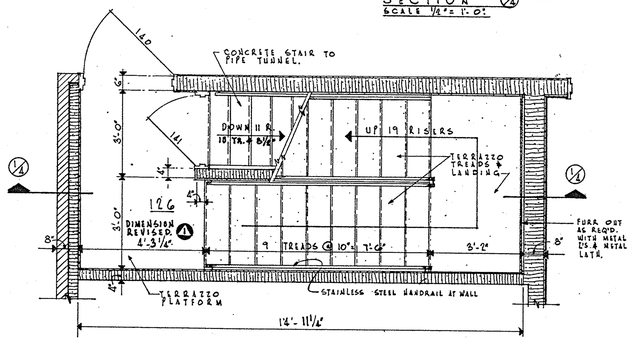

PLAN OF STAIR.
LOBBY TO SECOND FLOOR.
SCALE 1/2" = 1'-0"

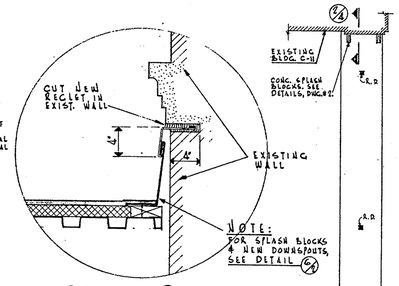

DETAIL
SCALE 1½" = 1'-0"

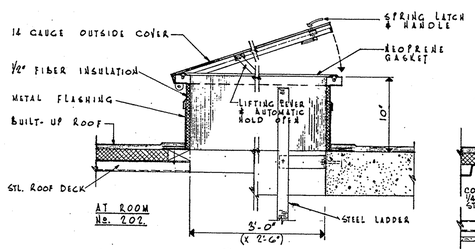

SECTION
THRU ROOF ACCESS SCUTTLE.
SCALE 1½" = 1'-0"

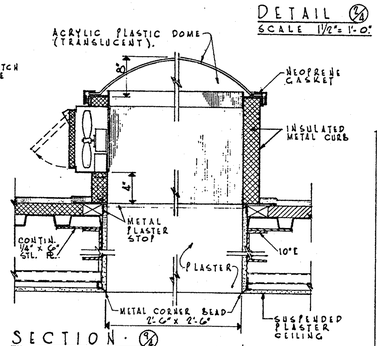

SECTION
THRU VENTILATING SKYLIGHT AT CHAPLAINS TOILET NO. 106.
SCALE 1½" = 1'-0"

NOTE!
SKYLIGHT BY GENERAL CONTR.



DETAIL · PLAQUE 18" x 28"
MATERIAL - ALUMINUM.
ACTUAL DATE (1955), TO BE VERIFIED.

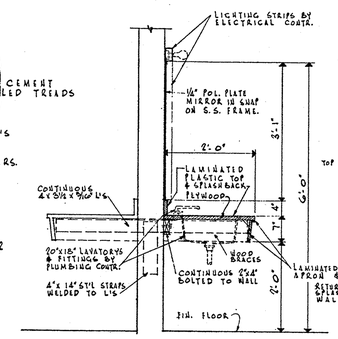

SECTION
SCALE 3/4" = 1'-0"

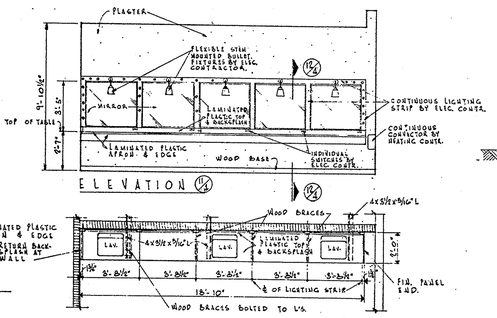



PLAN OF TABLE
SCALE 1/4" = 1'-0"

DRESSING TABLE DETAILS
FOR DRESSING ROOMS NO. 117 & 118.

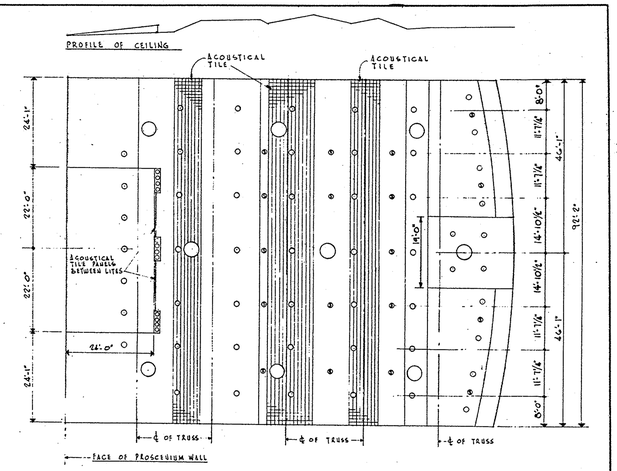

REFLECTED CEILING PLAN
AT AUDITORIUM.
SCALE 1/16" = 1'-0"

KEY.
- AIR DIFFUSER BY HEATING & VENTILATING CONTR.
- SPEAKER OUTLET BY ELEC. CONTR.
- LIGHTING BY ELEC. CONTRACTOR

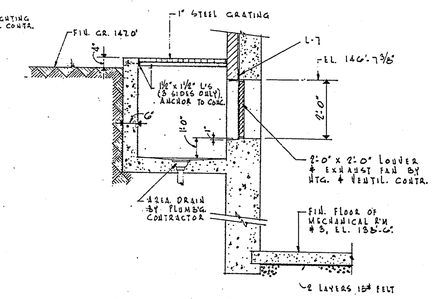

SECTION
TH2U AREAWAY AT MECHANICAL ROOM NO. 8.
SCALE 1/4" = 1'-0"

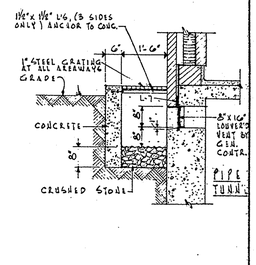

SECTION
TYPICAL AREAWAY AT PIPE TUNNELS.
SCALE 1/2" = 1'-0"

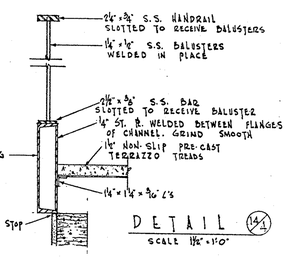

DETAIL
SCALE 1½" = 1'-0"

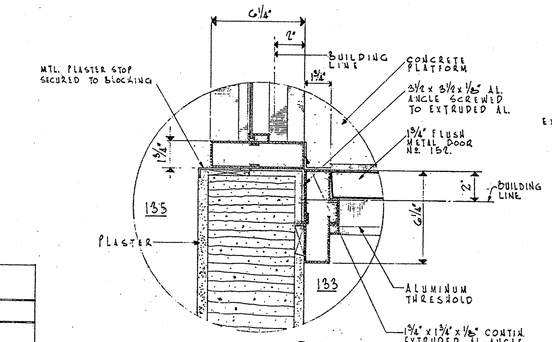

DETAIL
AT REHEARSAL ROOM
SCALE 3" = 1'-0"

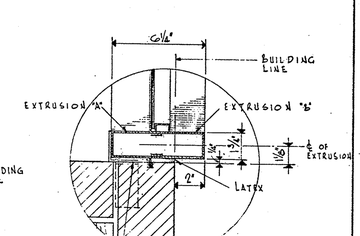

DETAIL
WHERE AL. FRAME ABUTS BRICK WALL.
SCALE 3" = 1'-0"

LINTEL SCHEDULE		
No.	SIZE	REMARKS
L-1	2 - 4 x 3½ x 5/16" L'S	
L-2	5" WF 16# & 15" x 5/16" PL.	SEE DETAIL
L-3	4 x 3½ x ¼" L	
L-4	5 x 3½ x 5/16" L	
L-5	5" WF 16# & 9¾" x 5/16" PL.	OVER DOORS NO. 126 & 128. SEE DETAIL
L-6	2 - 5 x 3½ x ¼" PLATES & ONE 5½ x 3½ x ¼" L	AT PROJECTION ROOM PORT OPENINGS. SEE DETAIL
L-7	4 x 3½ x 5/16" L	

NOTES!
ALL LINTELS TO BEAR 4" ON EACH SIDE.
ALL UNMARKED OPENINGS TO HAVE REINF. BLOCK LINTELS.

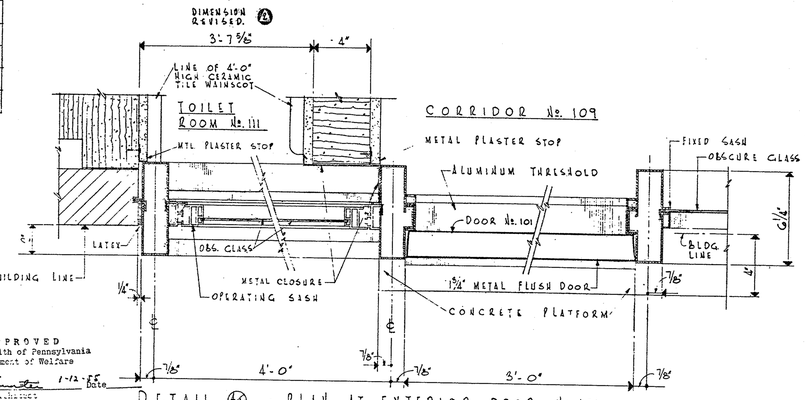

APPROVED
Commonwealth of Pennsylvania
Department of Welfare
Registered Architect — Date 1-12-55
Secretary — Date

DETAIL · PLAN AT EXTERIOR DOOR NO. 101
SCALE 3" = 1'-0"

NOTE:
ALL DIMENSIONS TAKEN FROM BUILDING LINE TO INSIDE LINE OF CURB, UNLESS NOTED OTHERWISE.

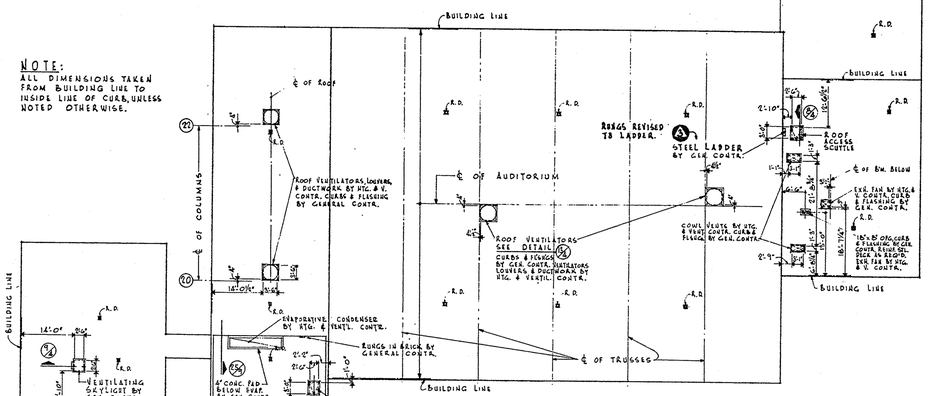

ROOF PLAN.
SCALE 1/16" = 1'-0"

NOTE!
ALL DIMENSIONS & EXISTING CONDITIONS SHALL BE CHECKED & VERIFIED BY THE CONTRACTOR AT THE SITE.

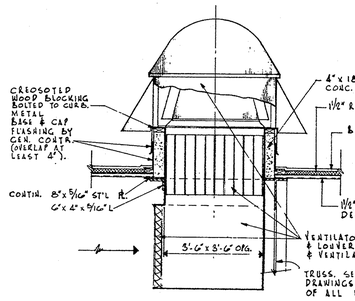

DETAIL
THRU ROOF VENTILATOR
SCALE 1/4" = 1'-0"

REVISED
1 AS BUILT JAN. 29, 1957.
2 AS BUILT JAN. 29, 1957.
3 AS BUILT JAN. 29, 1957.

ARCHITECT
ENGINEER
INSTITUTION
SUPERVISING ARCHITECT GSA

CHECKED BY THE GENERAL STATE AUTHORITY				
ARCH. R.H.B. 2-14-55	STRUCT.	HEAT.	PLUMB.	ELECT.
ELEVATORS	KITCH. EQ.	L'DRY. EQ.	HOSP. EQ.	MISC.

PROJECT No GSA — 510-12
PHILA. STATE HOSPITAL
PHILADELPHIA PENNSYLVANIA
CHAPEL & AUDITORIUM BUILDING
ROOF PLAN & DETAILS
NOLEN & SWINBURNE — REGISTERED ARCHITECTS
1649 NO. BROAD STREET PHILADELPHIA, PA.

DATE: 7 JAN. 1955
SCALE: AS NOTED
THE GENERAL STATE AUTHORITY
JOHN N. FORKER - EXECUTIVE DIRECTOR
HARRISBURG, PENNSYLVANIA
DWG. No. A-4