BEAM SCHEDULE

MARK	SIZE	REINFORCEMENT TOP LEFT	REINFORCEMENT BOTTOM	REINFORCEMENT TOP RIGHT	STIRRUPS NO. & SIZ	SPACING FROM FACE OF SUPPORT		REMARKS
GB-1	14×30 64	2-#8	2-#9					GB-1A 3-#9 BOTT.
G B-2	9½×62	2-#7	2-#6					
G B-3	9½×62	2-#7	2-#6					
G B-4	9½×40	2-#9	2-#8					
G B-5	9½×30	2-#10	2-#9					
G B-6	9½ VARIES	3-#10	2-#8	2-#7				
G B-7	9½×64	2-#10	5-#10	2-#10				
G B-8	12×36	2-#7	2-#8					
G B-9	12×36	2-#11	2-#8					
G B-10	12×36	2-#6	3-#11					
G B-11	12×38	3-#9	2-#6					CONT. 1-#9 TOP FULL LENGTH
G B-12	10×36½	2-#8	2-#6					
G B-13	10×38	2-#8	2-#6					
G B-14	10×38	2-#8	2-#7	2-#6				
G B-15	12×38	2-#6	2-#7					
G B-16	12×38	2-#7	2-#6	2-#6				
G B-17	OMIT							
G B-18	OMIT							
G B-19	14×36	2-#6	2-#7					
G B-20	14×48	2-#10	2-#6	2-#7				
G B-21	14×70	2-#7	2-#8	2-#7				CONTINUE BOTT. & TOP RIGHT STEEL THRU GB-22
G B-22	14×70	SEE	GB-21					
G B-23	14×36	2-#6	2-#8					
G B-24	14×36	2-#10	2-#7					
G B-25	14×33½	2-#10	2-#6					
G B-26	14×33½	3-#9	2-#9					
G B-27	14×33½	3-#10	2-#9					
G B-28	14×33½	2-#10	2-#6					
G B-29	12×38	2-#6	2-#6					
G B-30	12×38	2-#6	2-#7					
G B-31	12×38	2-#7	2-#7	2-#6				
G B-32	10×38	2-#6	2-#7					
G B-33	10×38	2-#8	2-#8	2-#6				
G B-34	10×38	2-#6	2-#6					
G B-35	10×38	2-#6	2-#6					
G B-36	10×38	2-#6	2-#6	2-#6				
G. B-37	10×36	2-#6	2-#6	2-#6	12-#3	EVEN		
B-1	30×18	3-#9	6-#9		10-#3	5/6	REPEAT	
B-2	30×16	3-#6	1-#9 2-#8		6-#3	3/6	REPEAT	
B-3	30×16	3-#8	2-#6		6-#3	3/6	REPEAT	DO NOT DEPRESS TOP STEEL
B-4	30×16	TOP STL B-3	2-#6	2-#6	6-#3	3/6	REPEAT	
B-5	30×16	2-#6	3-#7		6-#3	3/6	REPEAT	
B-6	30×16	3-#7	3-#6		6-#3	3/6	REPEAT	
B-7	30×16	3-#7	3-#7	2-#6	6-#3	3/6	REPEAT	
B-8	30×18	3-#6	4-#9		10-#3	3/3	REPEAT	
B-9	30×18	3-#11	3-#9		10-#3	5/3	REPEAT	
B-10	30×18	3-#9	3-#7		8-#3	4/7	REPEAT	
B-11	30×18	3-#9	3-#9		10-#3	5/7	REPEAT	
B-12	30×18	3-#9	3-#6		10-#3	3/7	REPEAT	
B-13	30×18	3-#9	1-#9 2-#8		10-#3	5/7	REPEAT	
B-14	12×14	2-#7	2-#9	2-#7	10-#3	5/6	REPEAT	
B-15	10×28	2-#6	2-#7	2-#6	10-#3	3/6	REPEAT	
B-16	8×28	2-#6	2-#7	2-#6	E-#3 S-#5	3/6	5-#3/EVEN	END ADJACENT TO STAIRS 45-J.
B-17	8 14 ×22	2-#6	2-#6		12-#3	6/12	REPEAT	
B-18	8 14 ×22	2-#7	2-#6	2-#6	12-#3	6/12	REPEAT	
B-19	14×16	2-#6	2-#9		8-#3	4/7	REPEAT	
B-20	14×16	2-#10	2-#9	2-#6	8-#3	4/7	REPEAT	
B-21	16×20	2-#6	4-#9	2-#6	10-#3	3/8	REPEAT	
B-22	10×20	2-#7	2-#10	2-#7	17-#3	EVEN		SEE SECTIONS 27 & 28 55
B-23	8 14 ×22	2-#6	2-#6		12-#3	6/12	REPEAT	
B-24	8 14 ×22	2-#7	2-#6	2-#6	12-#3	6/12	REPEAT	
B-25	14×16	2-#6	2-#9		8-#3	4/7	REPEAT	
B-26	14×16	2-#10	2-#9	2-#6	8-#3	4/7	REPEAT	
B-27	10×20	2-#7	2-#10	2-#7	17-#3	EVEN		SEE SECTIONS 27 & 28 55
B-28	30×18	3-#7	3-#10		14-#3	7/6, 3/6	REPEAT	
B-29	30×18	3-#11	3-#10	3-#8	14-#3	7/6, 3/6	REPEAT	
B-30	18×18	3-#8	4-#9	3-#8	14-#3	7/7	REPEAT	
B-31	18×30	4-#11	6-#11	4-#11	24-#4	13/5	REPEAT	
B-32	OMIT							
B-33	30×18	4-#7	3-#9		8-#3	4/7	REPEAT	
B-34	30×19½	4-#9	3-#8		8-#3	4/7	REPEAT	
B-35	30×19½	4-#9	3-#10	4-#7	8-#3	4/7	REPEAT	
B-36	12×18	2-#6	2-#9	2-#6	8-#3	4/7	REPEAT	
B-37	8×45	2-#6	2-#7	2-#6	6-#3	3/12	REPEAT	
B-38	8×45½	2-#9	2-#8		18-#3	7/3	REPEAT	
B-39	8×45½	2-#9	2-#8	2-#9	18-#3	7/3	REPEAT	
B-40	12×16	2-#6	3-#8	2-#6	10-#3	6/6		4/6

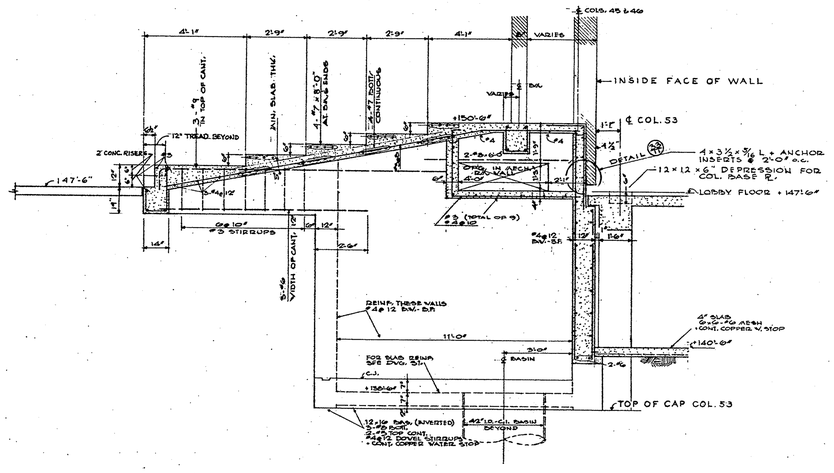

SECTION 1/55

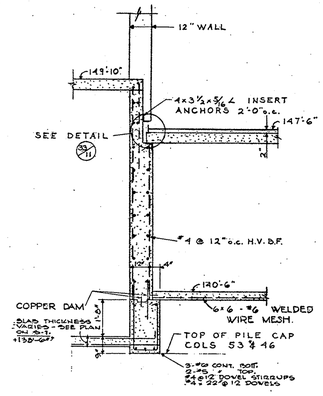

SECTION 2/55

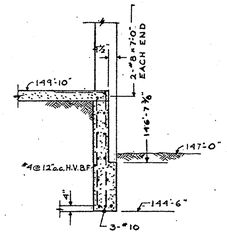
SECTION 3/55

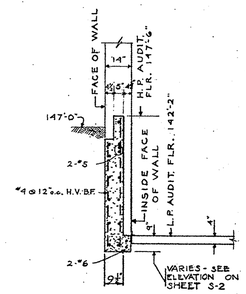

SECTION 4/55

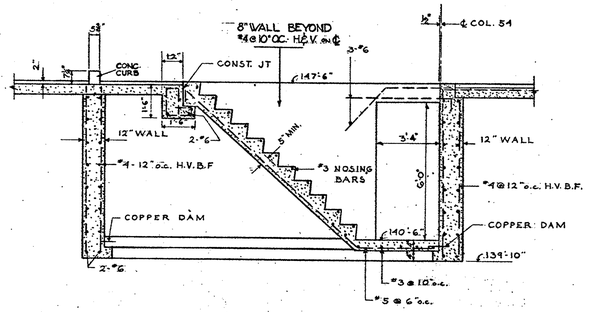

SECTION 5/55

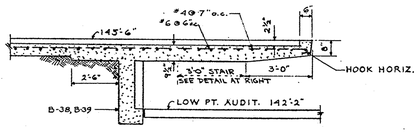

SECTION 6/55

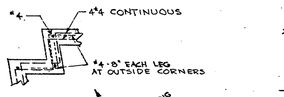

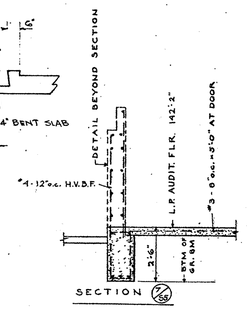

SECTION 7/55

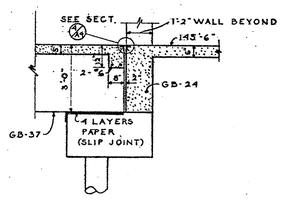

SECTION 8/55

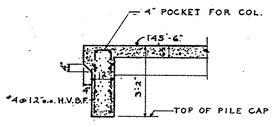

SECTION 9/55

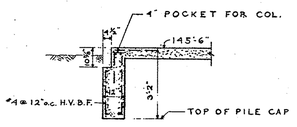

SECTION 10/55

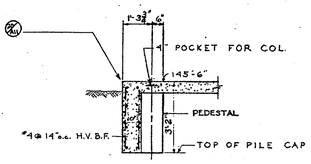

SECTION 11/55

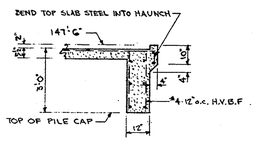

SECTION 12/55

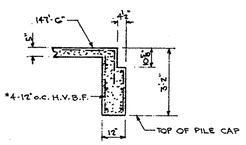

SECTION 13/55

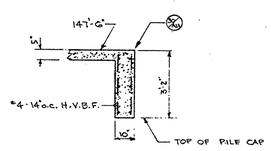

SECTION 14/55

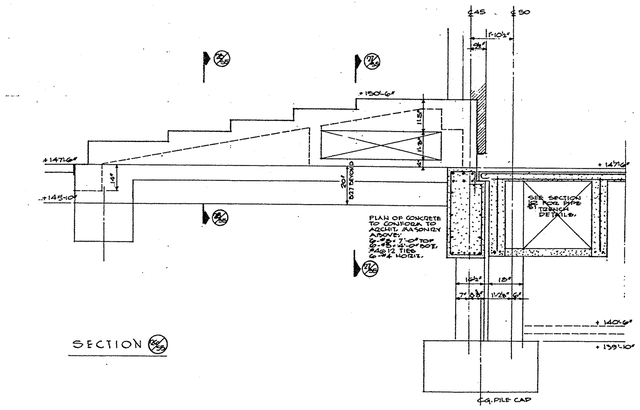

SECTION 15/55

SECTION AT DOORS - SEE DETAIL FOR CONDITION AT WINDOWS

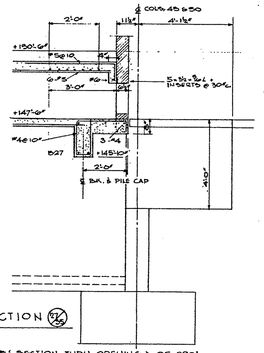

SECTION 16/55

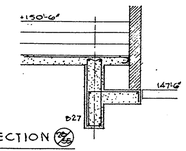
SECTION 17/55

LIDEL SECTION THRU OPENING & OF PROJECTING LUG AT COL. 44 SIMILAR TO DETAILS SHOWN ABOVE.

APPROVED
Commonwealth of Pennsylvania
Department of Welfare

Robin R. Shuster Date 1-12-55
Registered Architect

Secretary Date

S. Sheldon A. Keast
KEAST & HOOD
STRUCTURAL ENGINEERS

REVISED
AS BUILT 1-29-51

James A. Nolen Jr.
ARCHITECT

ENGINEER

INSTITUTION

SUPERVISING ARCHITECT GSA

CHECKED BY THE GENERAL STATE AUTHORITY				
ARCH.	STRUCT. J.P.R. 2-18-55	HEAT.	PLUMB.	ELECT.
ELEVATORS	KITCH. EQ.	L'DRY. EQ.	HOSP. EQ.	MISC.

PROJECT No GSA—510-12

PHILA. STATE HOSPITAL
PHILADELPHIA PENNSYLVANIA

CHAPEL & AUDITORIUM BUILDING

SCHEDULES & SECTIONS

NOLEN & SWINBURNE — REGISTERED ARCHITECTS
1649 NO. BROAD STREET PHILADELPHIA, PA.

DATE: JAN. 1955
SCALE: 3/8"=1'-0"

THE GENERAL STATE AUTHORITY
JOHN N. FORKER - EXECUTIVE DIRECTOR
HARRISBURG, PENNSYLVANIA

DWG. No S5