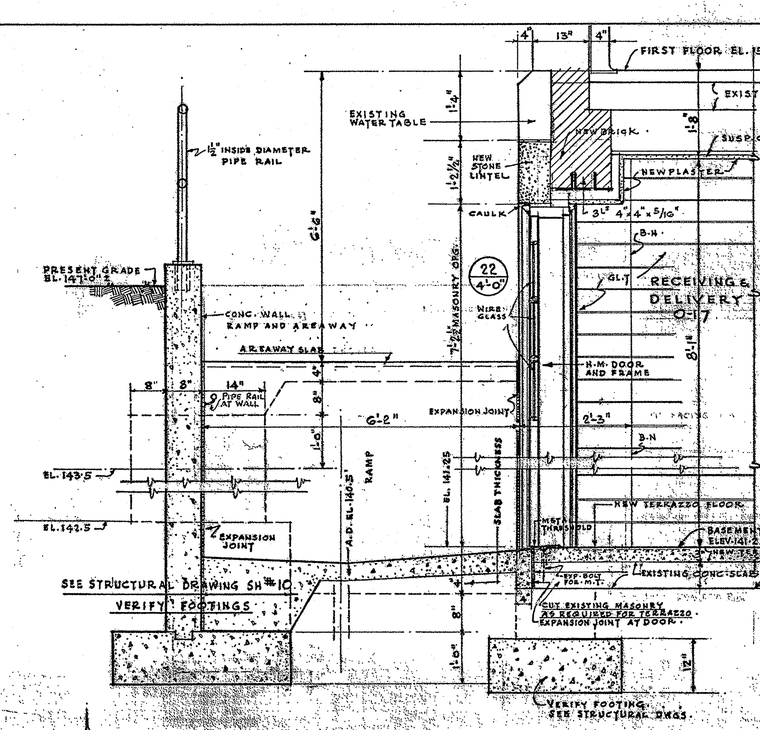

SECTION THRU DOOR TO RAMP

SECTION Y—Y

SCALE 3/4" = 1 FOOT.

NOTE: REFER TO SHEET NO. 1 FOR PLANS AND TO SHEET No. 4 ELEVATIONS SHOWING RAMP WALL FOOTINGS & STEPPINGS.

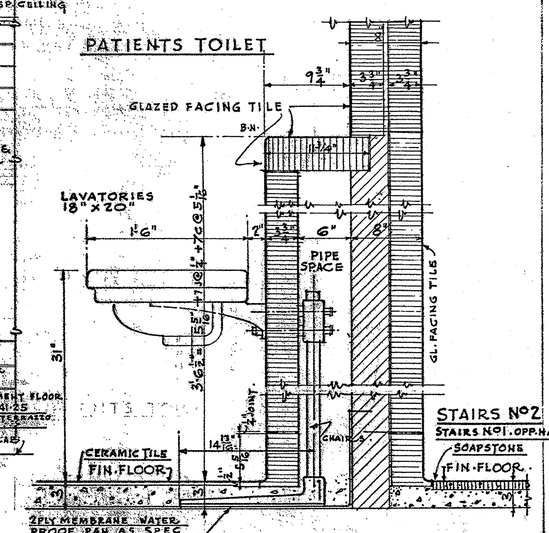

PATIENTS TOILET
LAVATORIES & CHAIRS
& SOAP LEDGE OVER PIPE SPACE

SCALE 1½" = 1 FOOT

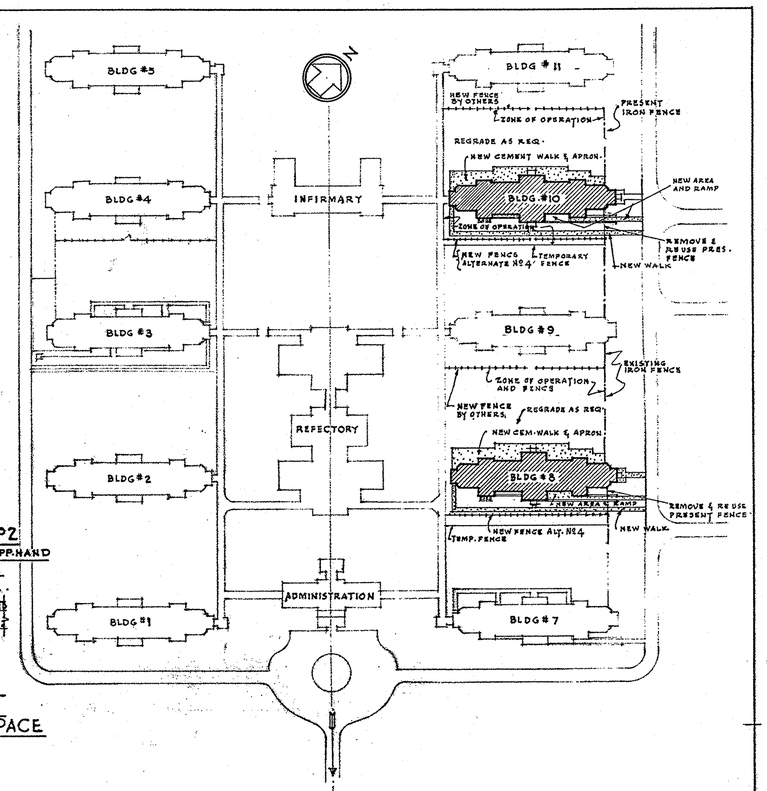

LOCATION PLAN

1" = 100'-0"

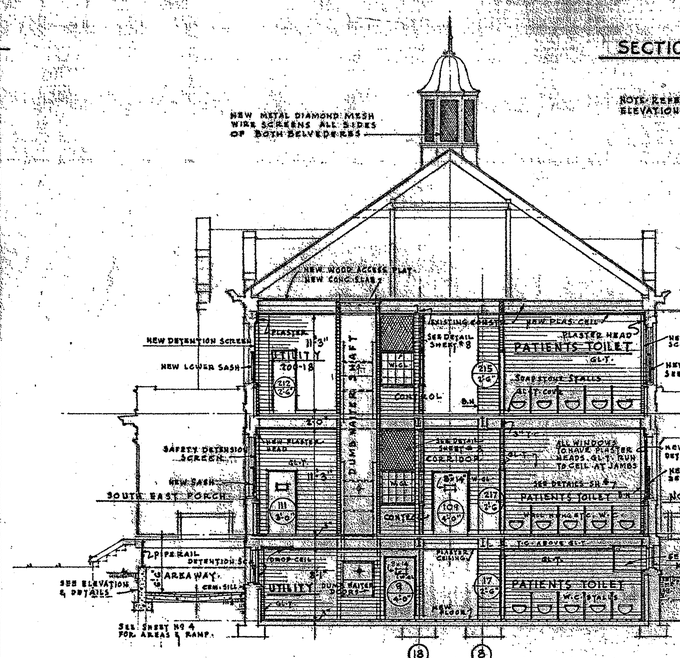

SECTION A-A

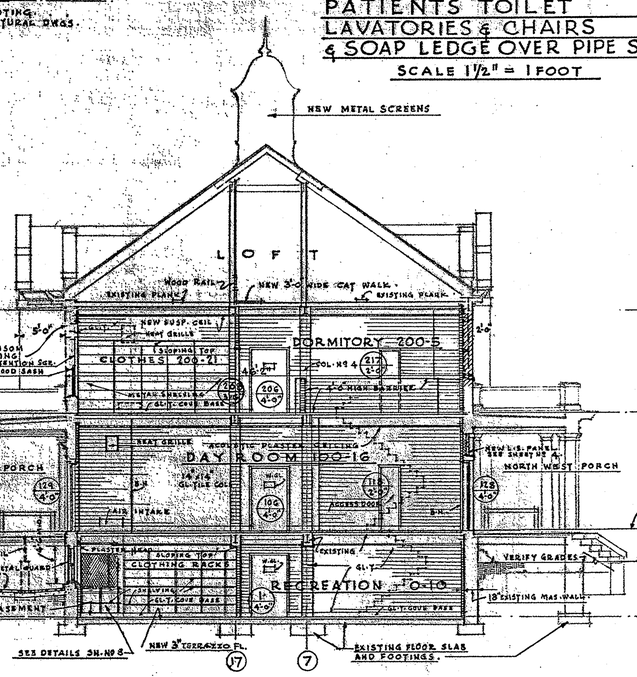

SECTION B-B

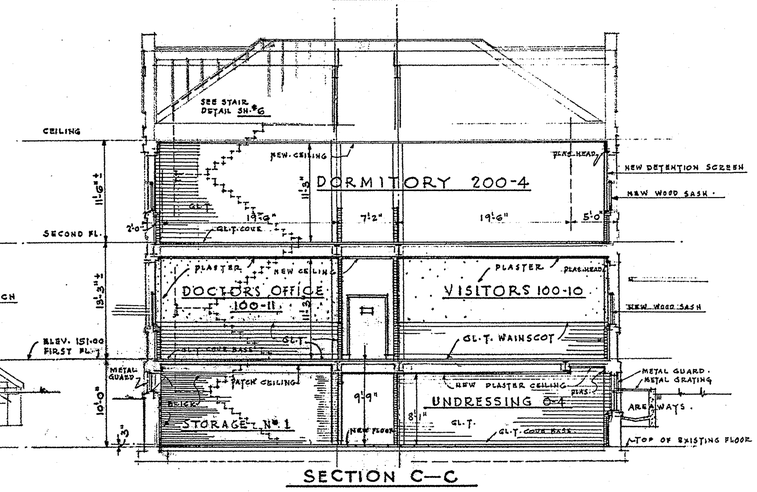

SECTION C—C

ALL DIMENSIONS & MEASUREMENTS SHALL BE CHECKED & VERIFIED BY THE CONTRACTOR AT THE SITE.

PROJECT P-394

APPROVED
Commonwealth of Pennsylvania
DEPARTMENT OF WELFARE
BUREAU OF INSTITUTIONAL MANAGEMENT.
Architect Date 2-11-48
Date
Secretary 2-11-48

Eugene R. Diehl M.D.
SUPERINTENDENT
PHILADELPHIA STATE HOSPITAL

REGISTERED ARCHITECT COMMONWEALTH OF PENNSYLVANIA

REVISED

APPROVED 4/20/48 Wm. L. Behrens
DEPUTY-SECRETARY OF PROPERTY & SUPPLIES
APPROVED APR 29 1948
CHIEF ENGR. OF PROPERTY & SUPPLIES
APPROVED
SECRETARY OF DEPT. OF WELFARE
SUBMITTED Savery Scheetz & Gilmour
ARCHITECT-ENGINEER
ACCEPTED
CONTRACTOR
BY

SECTIONS & LOCATION PLAN
BUILDINGS NO. 8 & 10
REMODELING FEMALE PATIENTS BUILDINGS NO. 8 & 10
FOR THE
PHILADELPHIA STATE HOSPITAL
PHILADELPHIA, PENNSYLVANIA
SAVERY, SCHEETZ & GILMOUR ARCHITECTS
1500 WALNUT STREET PHILADELPHIA 2, PA.

DATE	COMMONWEALTH OF PENNA.	SHEET No.
MAR. 10. 1948	JAMES H. DUFF GOVERNOR	5
SCALE 1/8" & 3/4" = 1'-0" 1" = 100'-0"	DEPT. OF PROPERTY & SUPPLIES C. M. WOOLWORTH SECRETARY HARRISBURG, PENNSYLVANIA	

3-7-1