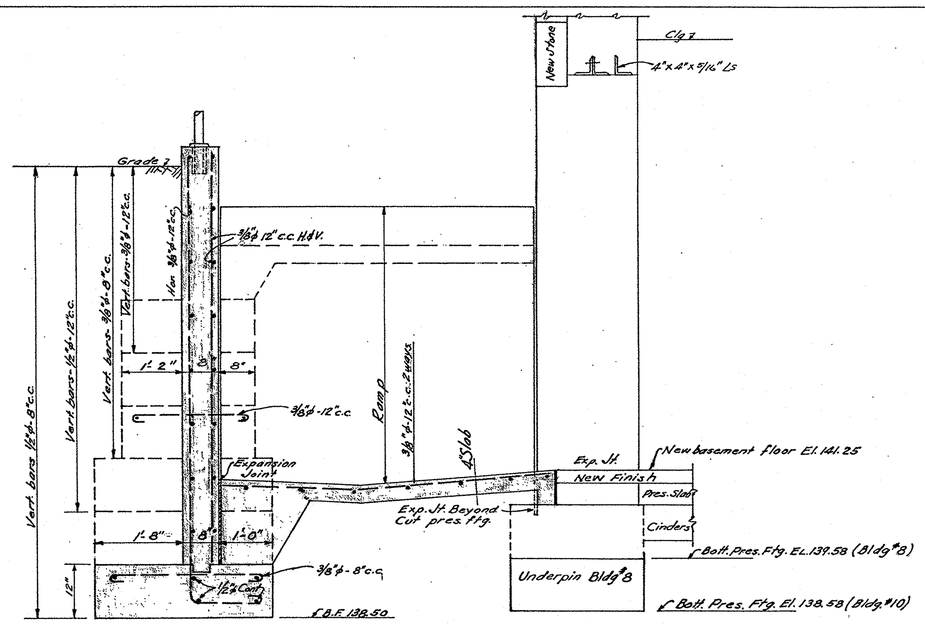

SECTION X-X THRU DOOR AT RAMP
Scale:- 3/4"=1'-0"

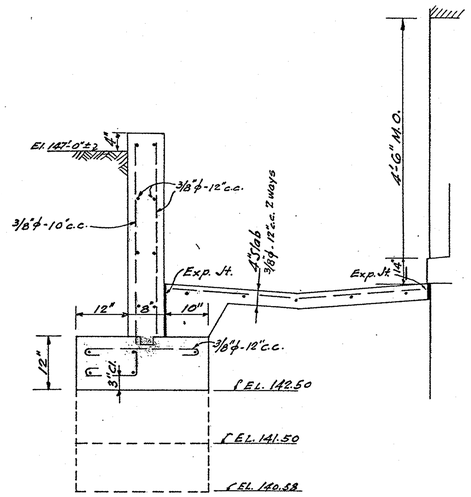

SECTION Y-Y
Scale:- 3/4"=1'-0"

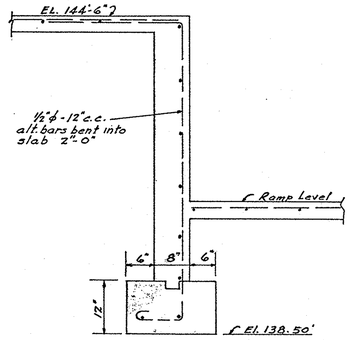

SECTION W-W
Scale:- 3/4"=1'-0"

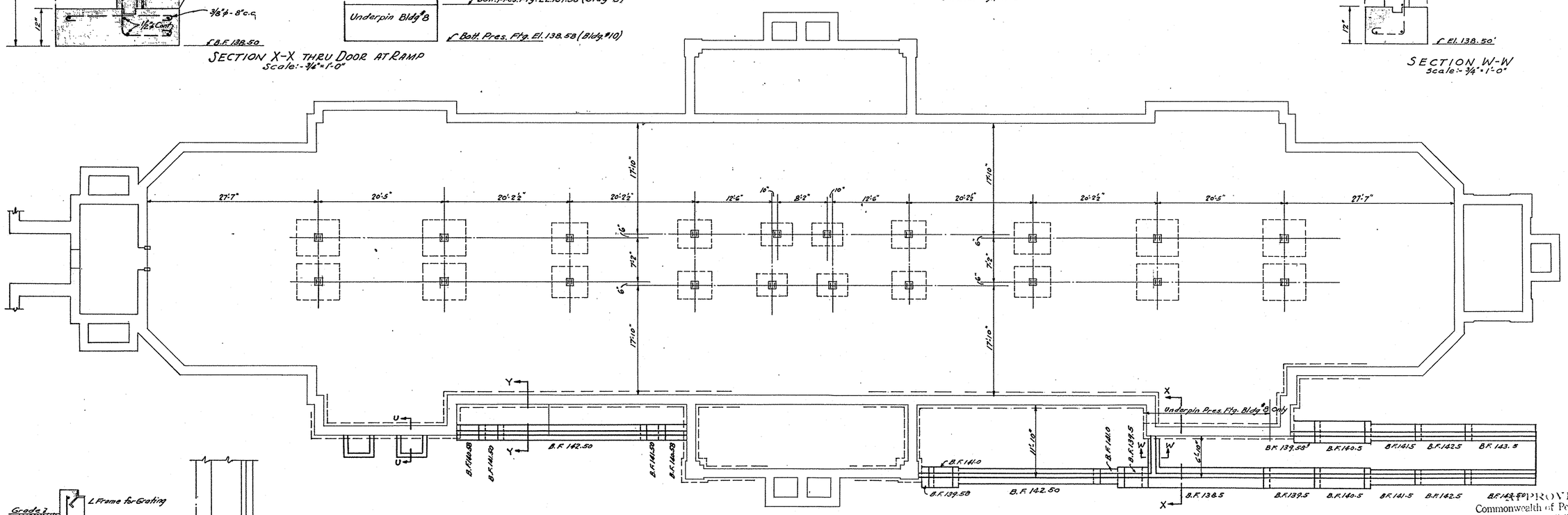

FOUNDATION PLAN
Scale:- 1/8"=1'-0"

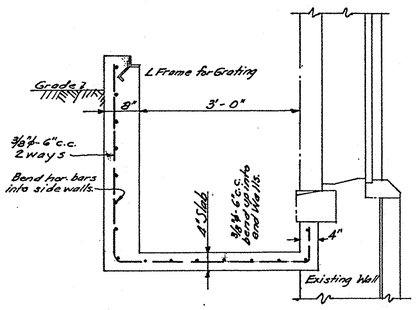

SECTION U-U
Scale: 3/4"=1'-0"

NOTE:- ALL DIMENSIONS & MEASUREMENTS SHALL BE CHECKED & VERIFIED BY THE CONTRACTOR AT THE SITE.

REVISED

APPROVED 4/30/48 — DEPUTY SECRETARY OF PROPERTY & SUPPLIES
APPROVED APR 29 1948 — CHIEF ENG'R OF PROPERTY & SUPPLIES
APPROVED — SECRETARY OF DEPT. OF WELFARE
SUBMITTED Savery, Scheetz & Gilmour — ARCHITECT-ENGINEER
ACCEPTED — CONTRACTOR
BY

SUPERINTENDENT
PHILADELPHIA STATE HOSPITAL

REGISTERED CONTRACTOR PENNSYLVANIA JAMES F. BRADLEY No. 41500

APPROVED
Commonwealth of Pennsylvania
DEPARTMENT OF WELFARE
BUREAU OF INSTITUTIONAL MANAGEMENT
Architect — Date 3-11-48
Secretary — Date 3-11-48

PROJECT P-394

FOUNDATION PLAN
DETAILS

REMODELING FEMALE PATIENTS BUILDINGS No. 8 & 10
FOR THE
PHILADELPHIA STATE HOSPITAL
PHILADELPHIA, PENNSYLVANIA
SAVERY, SCHEETZ & GILMOUR ARCHITECTS
1500 WALNUT STREET PHILADELPHIA 2, PA.

DATE	COMMONWEALTH OF PENNA.	SHEET No.
SCALE 1/8" & 3/4"=1'-0"	JAMES H. DUFF GOVERNOR DEPT. OF PROPERTY & SUPPLIES C. M. WOOLWORTH SECRETARY HARRISBURG, PENNSYLVANIA	10

3-7-1