STRUCTURAL NOTES

GENERAL

1 - Interior concrete shall be stone concrete, one part Portland cement, 2½ parts sand, and 3½ parts broken stone, with not more than 6¾ gallons of water per bag of cement; to develop minimum strength of 2500 lbs/sq. in. at 28 days.

2 - All concrete slabs shall be poured monolithic with concrete beams & girders, and concrete fireproofing around steel beams & girders.

3 - In continuous slabs, bend up alternate bars at fifth points of span and extend in top one-fourth distance of same span into adjacent span; other bars are to run straight thru in bottom. In continuous joists and beams, bars marked bent in schedule are to be bent up at fifth points of span and extend in top one-fourth distance of same span into adjacent span; other bars are to run straight thru in bottom.

4 - All holes for connections of new steel beams to present steel beams and columns are to be drilled in field, (burning of holes will not be permitted.) New steel beams connecting to present steel beams and columns and to new steel beams may be field bolted. The shank of bolts shall be long enough to provide full bearing, and washers shall be used under the nuts to give full grip when the nuts are tighted tight.

5 - Where new steel beams bear on present masonry walls, cut new pockets in present walls for installation of new bearing plates and new beams.

6 - Use standard bearing plates for steel beams bearing on walls unless otherwise shown or noted.

7 - Seinkage rods ⅜"ϕ - 18" o.c. to be placed in all concrete slabs above basement floor at right angles to main reinforcing.

8 - Unless otherwise shown or noted, construction is symmetrical about center lines of both buildings Nos. 3 & 7.

9 - All exterior concrete shall be stone concrete, - 1 part Portland cement, 5 parts aggregate, mixed in such proportions of aggregate and water to develop 3500 lbs/sq.in. at 28 days. The amount of water used shall not exceed 5½ gallons to one bag of cement.

FIRST FLOOR CONSTRUCTION

1. Present first floor steel beams are to be raised from present level to new level (approximately 7½" higher) with tops of steel beams 5¾" from finished first floor. New pockets are to be cut in present bearing walls to permit placing of present beams and new bearing plates at new level. Portions of old pockets remaining under beams are to be filled in solid with concrete, or with brick laid in cement mortar, to give solid, uniform bearing under bearing plates; portions of pockets above bearing plates are to be filled in solid with concrete or brick laid in cement mortar, the top 1½" to be filled with a stiff mix of 1:3 cement mortar, hammered into place with a wooden hammer. Particular attention is to be given to the parking of beam pockets in interior and exterior piers carrying beams, where new openings are to be cut in one side or both sides of the pier, to maintain full bearing area of piers.

2. _____ Existing steel to be removed
   _____ Existing steel to remain
   _____ New steel

Bearing Plate Schedule	
Mark	Size
BP1	8" x ¾" x 12"
BP2	4" x 1/2" x 8"
BP3	8" x ¾" x 10"
BP4	8" x 1" x 12"
BP5	10" x ¾" x 12"
BP6	12" x ¾" x 12"
BP7	8" x ⅝" x 8"

Concrete Beam Schedule			
Beam Mark	Size T x D	Straight Bars	Bent Bars
B1	15" x 11½"	2-1"ϕ	2-⅞"ϕ
B2	15" x 11½"	2-1"ϕ	2-⅞"ϕ
B3	25" x 11½"	2-1"ϕ	2-1"ϕ
B4	25" x 11½"	2-1"ϕ	2-⅞"ϕ
B5	6" x 11½"	2-½"ϕ	—
B6	6" x 11½"	2-⅝"ϕ	—
B7	8" x 11½"	1-¾"ϕ	1-¾"ϕ
B8	8" x 11½"	2-⅝"ϕ	—

Concrete Joist Schedule (Poured In Place)			
Metal Pan - Poured In Place Joists			
Joist Mark	Size T x D	Straight Bars	Bent Bars
J1	6" x 9½"	1-⅝"ϕ	1-⅝"ϕ
J2	13½" x 11½"	1-⅝"ϕ	1-⅝"ϕ
J3	6" x 11½"	1-⅝"ϕ	1-¾"ϕ
J4	22" x 11½"	2-¾"ϕ	2-¾"ϕ
J5	12" x 11½"	1-¾"ϕ	1-¾"ϕ
J6	12" x 11½"	1-¾"ϕ	1-¾"ϕ
J7	25½" x 11½"	2-⅝"ϕ	2-⅝"ϕ
J8	8" x 11½"	1-⅝"ϕ	1-⅝"ϕ
J9	8" x 11½"	1-¾"ϕ	1-¾"ϕ

Alternate Concrete Joist Schedule (If Precast Joists Are Used)	
Precast Joists	
Precast Joist Mark	
10.6	
10.75	
10.88	
2 Joists 10.88	
2 Joists 10.5	
2 Joists 10.5	
2 Joists 10.6	
10.3	
10.75	

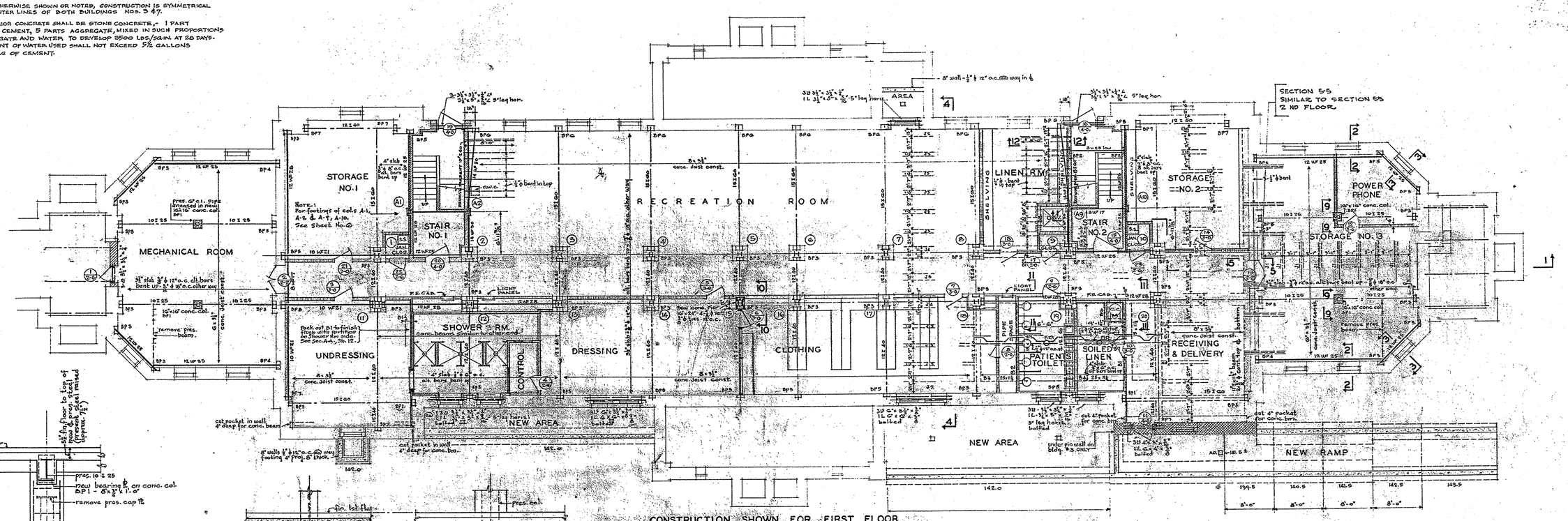

CONSTRUCTION SHOWN FOR FIRST FLOOR
CONSTRUCTION FOR BLDG. NO. 3 REVERSED ABOUT CENTER LINE
SEE SHEET NO 1 FOR ALL DIMENSIONS NOTES & DOOR SCHEDULE
1/8" = 1'-0"

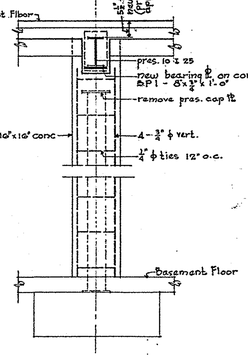

SECTION 9-9
1/2" = 1'-0"

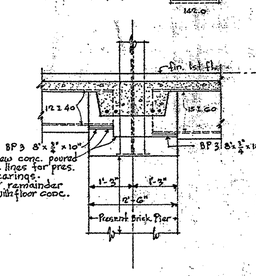

SEE SECTION 4-4 FOR SPACING

DETAIL AT COLUMNS
1/2" = 1'-0"

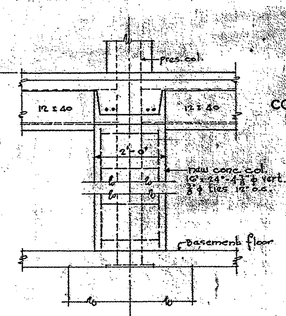

SECTION 10-10
1/2" = 1'-0"

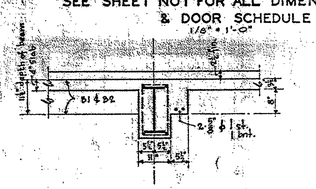

SECTION 11-11
1/2" = 1'-0"

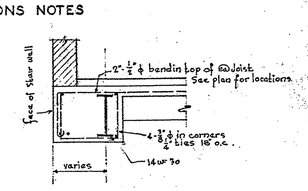

SECTION - 12-12
1/2" = 1'-0"

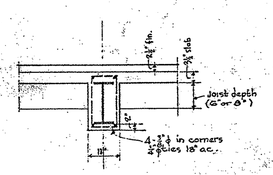

TYPICAL SECTION ALL FLOORS THRU PRESENT STEEL BEAMS SHOWING CONC. FIREPROOFING
1/2" = 1'-0"

APPROVED
Commonwealth of Pennsylvania
DEPARTMENT OF WELFARE
BUREAU OF INSTITUTIONAL MANAGEMENT.
Architect Date 6-25-46
Date
Secretary Date 6/26/46

APPROVED
Commonwealth of Pennsylvania
Department of Labor & Industry
Bureau of Inspection
Buildings Section
Checked by M.E.S.
Approved by R. F. Ross Jun.
Approval Date 7-16-46

SEE SHEET NO. 1 FOR GENERAL NOTES & SYMBOLS

SCHEDULE OF FINISHES

	Linen Room	Soiled Linen Room	Clothing Room	Dressing Room	Undressing Room	Control Center	Shower Room	Patients Toilet	Stairs	Storage Room	Receiving & Delivery	Mechanical Room	Recreation Room
Ceiling	Exp. Conc.	Exp. Conc.	Exp. Conc.	Exp. Conc.	Exp. Conc.	Exp. Conc.	Exp. Conc.	Exp. Conc.		Exp. Conc.	Exp. Conc.	Exp. Conc.	Exp. Conc.
Walls	Brick & Mas. Unit	Tile	Mas. Unit Patch Existing	Mas. Unit. Patch Existing	Mas. Unit	Brick	Brick	Tile	Brick	Brick, Mas. Unit, Patch. Existing	Mas. Unit, Patch Existing	Patch Existing	Patch Existing
Wainscot													
Base		Tile						Tile					
Floor	Patch Existing	New Cem.	Patch Existing	Patch Existing	Patch Existing	New Cem.	New Cem.	New Cem.	Patch Existing	Patch Existing	Patch Existing	Patch Existing	Patch Existing
Remarks	Metal Shelving		Metal Shelving Counter & Part.				Marble Partition	Slate Partitions		Metal Shelving Where Shown			

HORACE B. NICHOLSON
CONSULTING ENGINEER
PHILA., PA.

APPROVED C. W. Woolworth SECRETARY OF PROPERTY & SUPPLIES
APPROVED Judson Wallace CHIEF CONSTRUCTION ENGINEER OF PROPERTY & SUPPLIES
APPROVED
SUBMITTED Geo. Pepper Jr. ARCHITECT
ACCEPTED CONTRACTOR

REVISED

BASEMENT PLAN BLDG. NO. 7.

REMODELING FEMALE PATIENT BUILDINGS NO. 3 & 7
FOR THE
PHILADELPHIA STATE HOSPITAL
PHILADELPHIA PENNSYLVANIA
GEORGE W. PEPPER, JR., REGISTERED ARCHITECT
1600 WALNUT STREET PHILADELPHIA 3, PA.

DATE JUN. 20 46
SCALE 1/8" = 1'-0" 1/2" = 1'-0"

COMMONWEALTH OF PENNA.
EDWARD MARTIN GOVERNOR
DEPT. PROPERTY & SUPPLIES
C. M. WOOLWORTH SECRETARY
HARRISBURG, PENNSYLVANIA

SHEET NO. 5

B